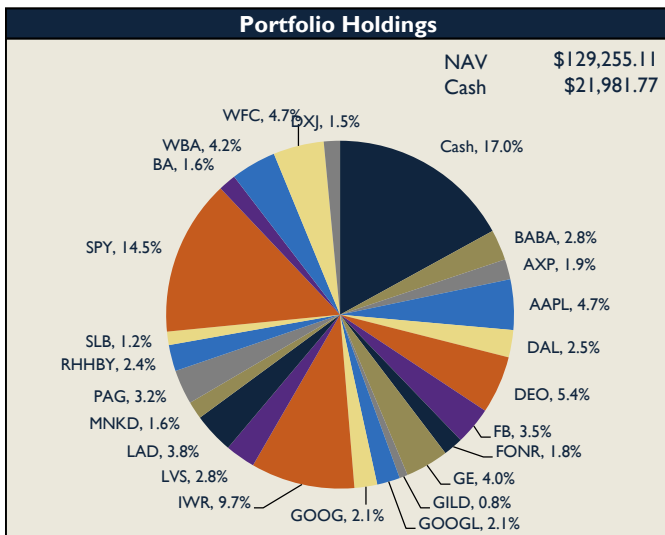
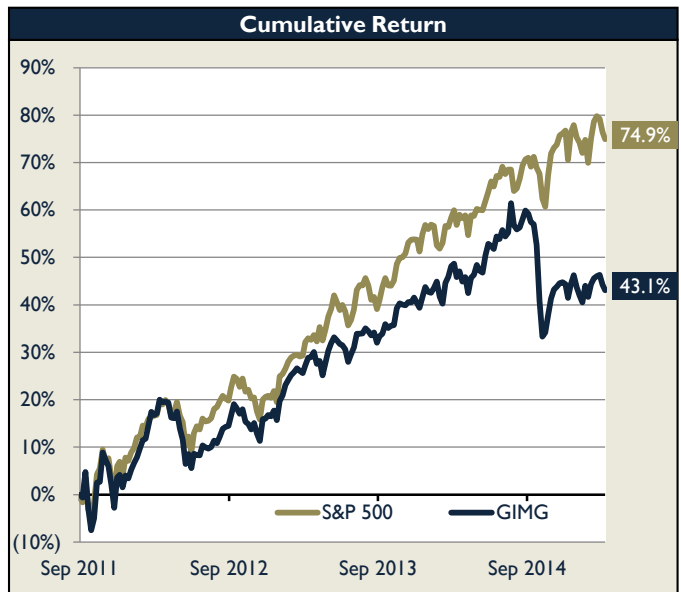
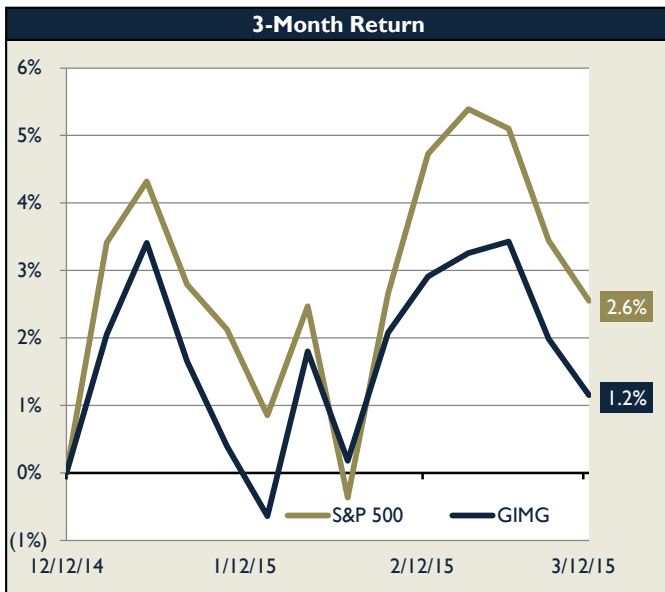




Company	Ticker	Weight	Purchase	Market	Week	Total	Months	Sector
Alibaba Group Holding Limited	BABA	2.85%	\$89.23	\$81.86	(3.01%)	(8.26%)	5	Cons Discretionary
American Express Company	AXP	1.87%	\$73.29	\$80.60	0.36%	9.97%	24	Fin & Industrials
Apple Inc.	AAPL	4.69%	\$57.20	\$123.59	(2.38%)	116.07%	61	Tech & Telecom
Delta Air Lines, Inc.	DAL	2.53%	\$48.55	\$45.50	3.93%	(6.28%)	3	Cons Discretionary
Diageo plc	DEO	5.36%	\$117.95	\$110.00	(5.07%)	(6.74%)	4	Cons Discretionary
Facebook, Inc.	FB	3.50%	\$75.05	\$78.05	(2.44%)	4.00%	5	Tech & Telecom
Fonar Corp	FONR	1.84%	\$13.37	\$11.87	(7.91%)	(11.25%)	0	Staples & Health
General Electric Company	GE	4.01%	\$19.40	\$25.04	(1.49%)	29.11%	33	Fin & Industrials
Gilead Sciences Inc.	GILD	0.77%	\$104.86	\$99.61	(2.16%)	(5.00%)	1	Staples & Health
Google Inc. Class A Shares	GOOGL	2.14%	\$415.22	\$553.00	(3.47%)	33.18%	62	Tech & Telecom
Google Inc. Class C Shares	GOOG	2.12%	\$413.94	\$547.32	(3.59%)	32.22%	62	Tech & Telecom
iShares Russell Midcap Index	IWR	9.66%	\$121.61	\$171.02	(0.04%)	40.63%	28	Index
Las Vegas Sands Corp.	LVS	2.80%	\$58.42	\$52.37	(4.94%)	(10.36%)	4	Cons Discretionary
Lithia Motors Inc.	LAD	3.78%	\$74.45	\$92.14	2.86%	23.76%	4	Cons Discretionary
MannKind Corp.	MNKD	1.64%	\$5.19	\$5.51	0.73%	6.17%	3	Staples & Health
Penske Automotive Group, Inc.	PAG	3.20%	\$48.00	\$49.86	2.26%	3.89%	4	Cons Discretionary
Roche Holding AG	RHHBY	2.45%	\$36.23	\$32.93	(0.08%)	(9.12%)	5	Staples & Health
Schlumberger Limited	SLB	1.24%	\$92.17	\$80.42	(3.24%)	(12.75%)	13	Energy & Utilities
SPDR S&P 500 ETF	SPY	14.49%	\$142.68	\$205.84	(0.80%)	44.26%	41	Index
The Boeing Company	BA	1.64%	\$121.14	\$151.57	(1.01%)	25.12%	3	Fin & Industrials
Walgreens Boots Alliance, Inc.	WBA	4.21%	\$59.08	\$83.72	1.66%	41.72%	15	Staples & Health
Wells Fargo & Company	WFC	4.71%	\$33.61	\$55.34	1.37%	64.66%	35	Fin & Industrials
WisdomTree Japan Hedged Eqty. ETF	DXJ	1.50%	\$53.24	\$55.44	1.65%	4.14%	1	Index



	GIMG	S&P 500
Weekly Return	(0.82%)	(0.86%)
Fiscal Year* Return	(10.53%)	2.50%
1-Year Return	(1.92%)	11.53%
Cumulative Return	43.08%	74.91%
Annualized Sharpe	0.10	0.17

Contact Leadership

Ethan Anderson – President	ehandler@emory.edu
Dongze Li – CIO	dli38@emory.edu
Carlos Garcia – COO	cdgarcia@emory.edu
Abdul Fejleh – VP of Information	akfejle@emory.edu



* GIMG fiscal year runs from September 1 to August 31