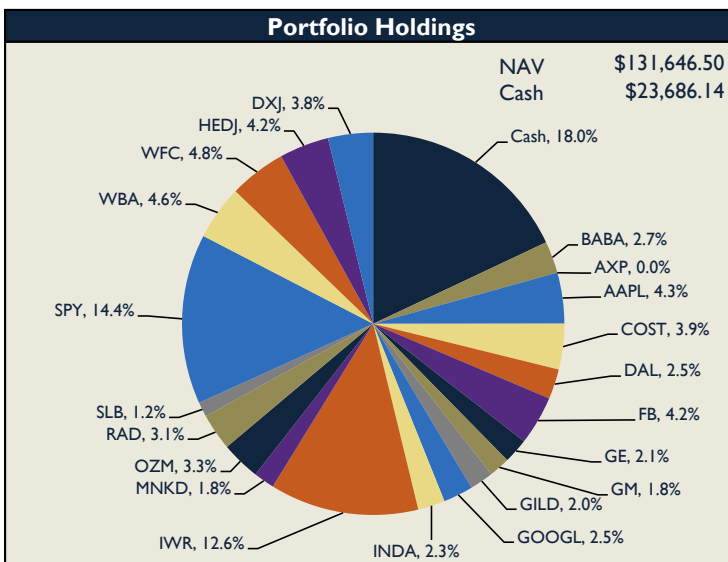
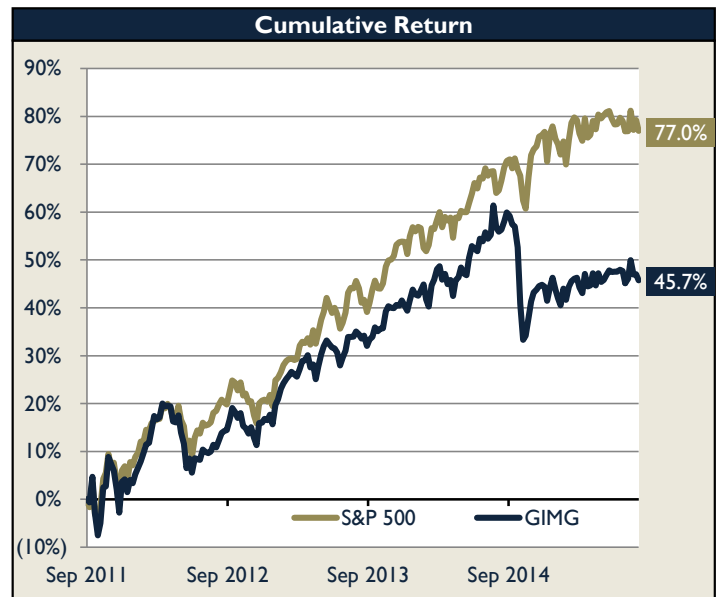
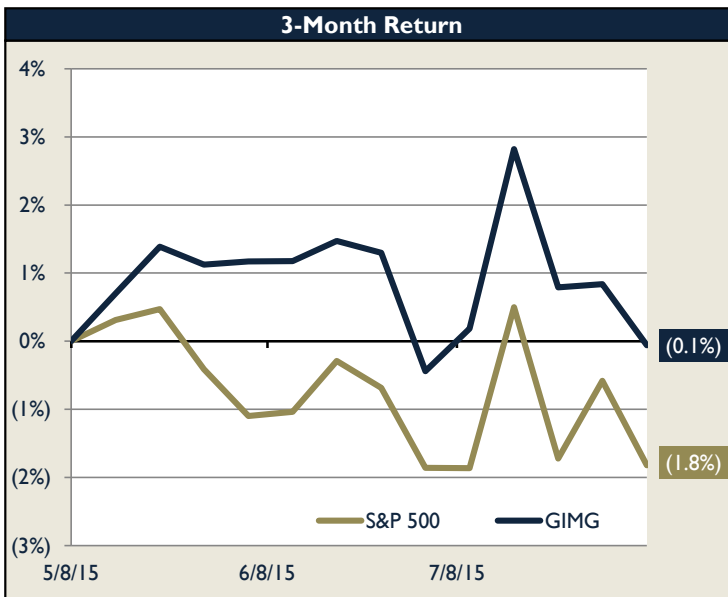


| Company                               | Ticker | Weight | Purchase | Market   | Week    | Total    | Months | Sector             |
|---------------------------------------|--------|--------|----------|----------|---------|----------|--------|--------------------|
| Alibaba Group Holding Limited         | BABA   | 2.69%  | \$89.23  | \$78.82  | 0.61%   | (11.67%) | 10     | Cons Discretionary |
| American Express Company              | AXP    | 0.00%  | #DIV/0!  | \$79.72  | 4.81%   | #DIV/0!  | 29     | Fin & Industrials  |
| Apple Inc.                            | AAPL   | 4.30%  | \$57.20  | \$115.52 | (4.77%) | 101.96%  | 66     | Tech & Telecom     |
| Costco Wholesale Corporation          | COST   | 3.86%  | \$150.49 | \$145.26 | (0.03%) | (3.47%)  | 4      | Staples & Health   |
| Delta Air Lines, Inc.                 | DAL    | 2.53%  | \$48.55  | \$46.35  | 4.53%   | (4.53%)  | 8      | Cons Discretionary |
| Facebook, Inc.                        | FB     | 4.15%  | \$75.05  | \$94.30  | 0.31%   | 25.65%   | 10     | Tech & Telecom     |
| General Electric Company              | GE     | 2.10%  | \$19.40  | \$25.79  | (1.19%) | 32.97%   | 38     | Fin & Industrials  |
| General Motors Company                | GM     | 1.76%  | \$35.60  | \$31.74  | 0.73%   | (10.83%) | 3      | Cons Discretionary |
| Gilead Sciences Inc.                  | GILD   | 2.00%  | \$100.99 | \$114.44 | (2.90%) | 13.32%   | 6      | Staples & Health   |
| Google Inc. Class A Shares            | GOOGL  | 2.52%  | \$415.22 | \$664.39 | 1.05%   | 60.01%   | 67     | Tech & Telecom     |
| iShares MSCI India ETF                | INDA   | 2.29%  | \$30.91  | \$31.09  | 0.60%   | 0.60%    | 0      | Index              |
| iShares Russell Midcap Index          | IWR    | 12.59% | \$134.62 | \$169.15 | (1.04%) | 25.65%   | 33     | Index              |
| MannKind Corp.                        | MNKD   | 1.77%  | \$5.20   | \$3.98   | (7.23%) | (23.49%) | 8      | Staples & Health   |
| Och-Ziff Capital Management Group LLC | OZM    | 3.30%  | \$12.51  | \$10.90  | (5.95%) | (12.83%) | 3      | Fin & Industrials  |
| Rite Aid Corporation                  | RAD    | 3.10%  | \$8.65   | \$8.88   | (0.34%) | 2.72%    | 4      | Staples & Health   |
| Schlumberger Limited                  | SLB    | 1.25%  | \$92.17  | \$82.25  | (0.69%) | (10.76%) | 18     | Energy & Utilities |
| SPDR S&P 500 ETF                      | SPY    | 14.37% | \$142.68 | \$207.95 | (1.21%) | 45.74%   | 46     | Index              |
| Walgreens Boots Alliance, Inc.        | WBA    | 4.61%  | \$59.08  | \$93.28  | (3.47%) | 57.90%   | 20     | Staples & Health   |
| Wells Fargo & Company                 | WFC    | 4.80%  | \$33.61  | \$57.47  | (0.69%) | 71.00%   | 40     | Fin & Industrials  |
| WisdomTree Europe Hedged Eqty. ETF    | HEDJ   | 4.19%  | \$66.57  | \$64.92  | 1.22%   | (2.47%)  | 4      | Index              |
| WisdomTree Japan Hedged Eqty. ETF     | DXJ    | 3.81%  | \$55.62  | \$57.58  | 0.23%   | 3.52%    | 6      | Index              |



|                     | GIMG    | S&P 500 |
|---------------------|---------|---------|
| Weekly Return       | (0.89%) | (1.25%) |
| Fiscal Year* Return | (8.87%) | 3.70%   |
| 1-Year Return       | (6.54%) | 7.56%   |
| Cumulative Return   | 45.73%  | 76.97%  |
| Annualized Sharpe   | 0.10    | 0.16    |

### Contact Leadership

|                                  |                    |
|----------------------------------|--------------------|
| Ethan Anderson – President       | ehandler@emory.edu |
| Dongze Li – CIO                  | dli38@emory.edu    |
| Carlos Garcia – COO              | cdgarci@emory.edu  |
| Abdul Fejleh – VP of Information | akfejle@emory.edu  |



\* GIMG fiscal year runs from September 1 to August 31