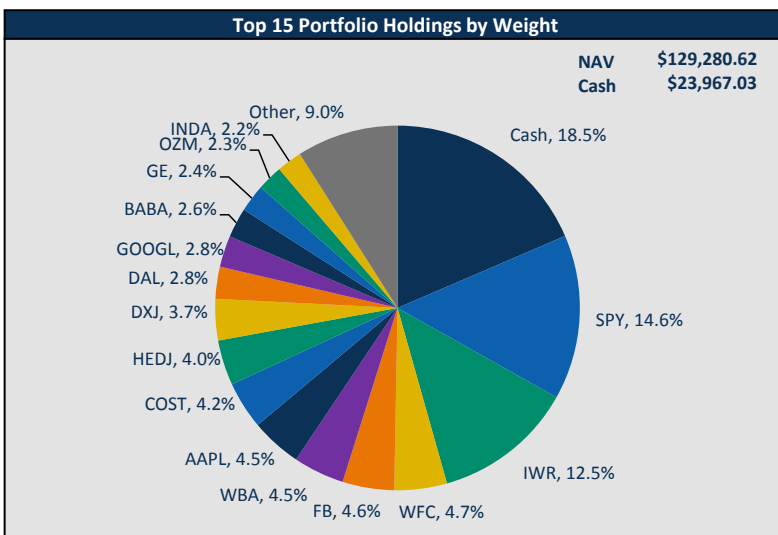
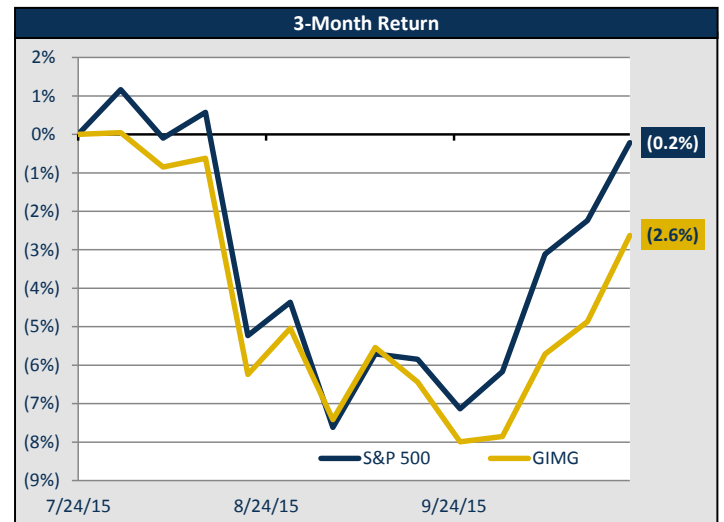
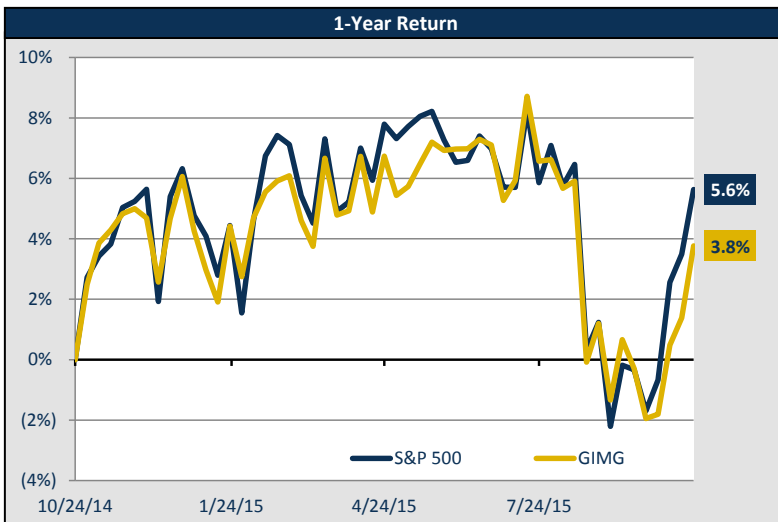


Company	Ticker	Weight	Purchase	Market	Week	Total	Months	Annualized ⁽¹⁾	Sector
Alibaba Group Holding Limited	BABA	2.63%	\$89.23	\$75.62	5.04%	(15.25%)	12	(15.3%)	Cons Discretionary
Apple Inc.	AAPL	4.51%	\$57.20	\$119.08	7.24%	108.19%	68	13.7%	Tech & Telecom
Costco Wholesale Corporation	COST	4.22%	\$150.49	\$155.74	2.42%	3.49%	6	6.4%	Staples & Health
Delta Air Lines, Inc.	DAL	2.84%	\$48.55	\$51.00	3.83%	5.05%	10	5.9%	Cons Discretionary
Facebook, Inc.	FB	4.58%	\$75.05	\$102.19	4.77%	36.16%	12	37.1%	Tech & Telecom
General Electric Company	GE	2.44%	\$19.40	\$29.51	1.83%	52.15%	40	13.3%	Fin & Industrials
General Motors Company	GM	2.03%	\$35.60	\$35.95	8.45%	1.00%	5	2.4%	Cons Discretionary
Gilead Sciences Inc.	GILD	1.92%	\$100.99	\$107.99	5.02%	6.93%	8	10.8%	Staples & Health
Google Inc. Class A Shares	GOOGL	2.78%	\$415.22	\$719.33	3.45%	73.24%	69	10.1%	Tech & Telecom
iShares MSCI India ETF	INDA	2.24%	\$30.91	\$29.83	0.51%	(3.48%)	2	(15.5%)	Index
iShares Russell Midcap Index	IWR	12.48%	\$134.62	\$164.63	0.60%	22.30%	35	7.0%	Index
MannKind Corp.	MNKD	1.64%	\$5.20	\$3.62	16.77%	(30.41%)	10	(34.3%)	Staples & Health
Och-Ziff Capital Management Group LLC	OZM	2.27%	\$12.51	\$7.35	(6.73%)	(41.22%)	5	(70.0%)	Fin & Industrials
Rite Aid Corporation	RAD	2.20%	\$8.65	\$6.18	(2.22%)	(28.51%)	6	(45.3%)	Staples & Health
Schlumberger Limited	SLB	1.21%	\$92.17	\$78.35	5.15%	(14.99%)	20	(9.2%)	Energy & Utilities
SPDR S&P 500 ETF	SPY	14.61%	\$142.68	\$207.51	2.09%	45.43%	48	9.8%	Index
Walgreens Boots Alliance, Inc.	WBA	4.52%	\$59.08	\$89.96	2.06%	52.28%	22	24.9%	Staples & Health
Wells Fargo & Company	WFC	4.66%	\$33.61	\$54.75	3.54%	62.90%	42	14.9%	Fin & Industrials
WisdomTree Europe Hedged Eqty. ETF	HEDJ	4.01%	\$66.57	\$61.04	5.42%	(8.30%)	6	(14.4%)	Index
WisdomTree Japan Hedged Eqty. ETF	DXJ	3.66%	\$55.62	\$54.46	4.25%	(2.09%)	8	(3.2%)	Index



	GIMG	S&P 500
Weekly Return	2.36%	2.07%
Fiscal Year Return ⁽²⁾	2.54%	4.34%
1-Year Return	3.77%	5.63%
Cumulative Return	43.11%	76.76%
Annualized Sharpe	0.09	0.15

Contact Leadership	
Ethan Anderson – President	ehander@emory.edu
Dongze Li – CIO	dli38@emory.edu
Carlos Garcia – COO	cdgarcia@emory.edu
Abdul Fejleh – VP of Information	akfejle@emory.edu

GOIZUETA INVESTMENT MANAGEMENT GROUP

(1) Annualized returns shown for positions held greater than 30 days

(2) GIMG fiscal year runs from September 1 to August 31