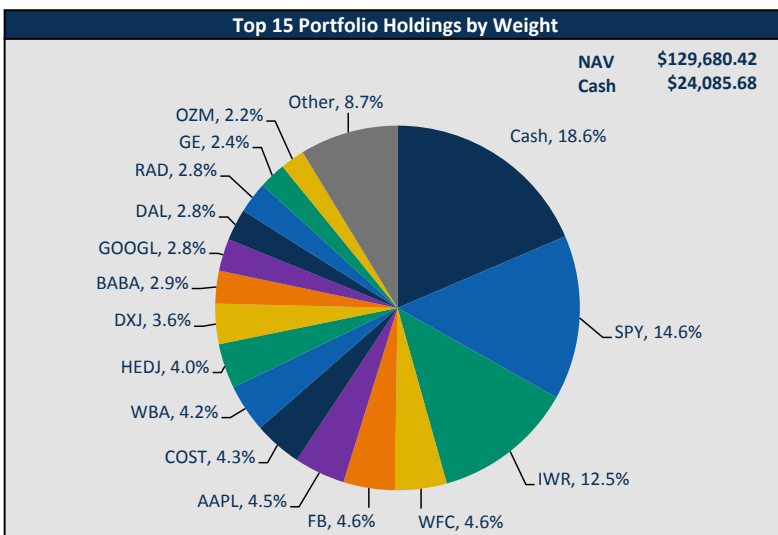
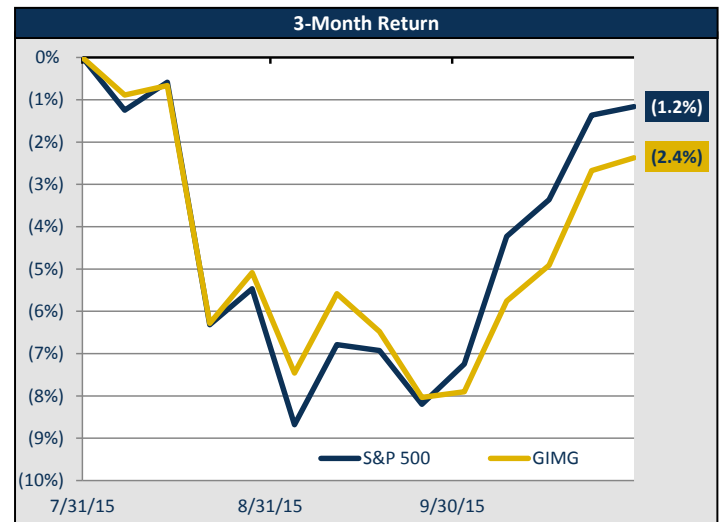
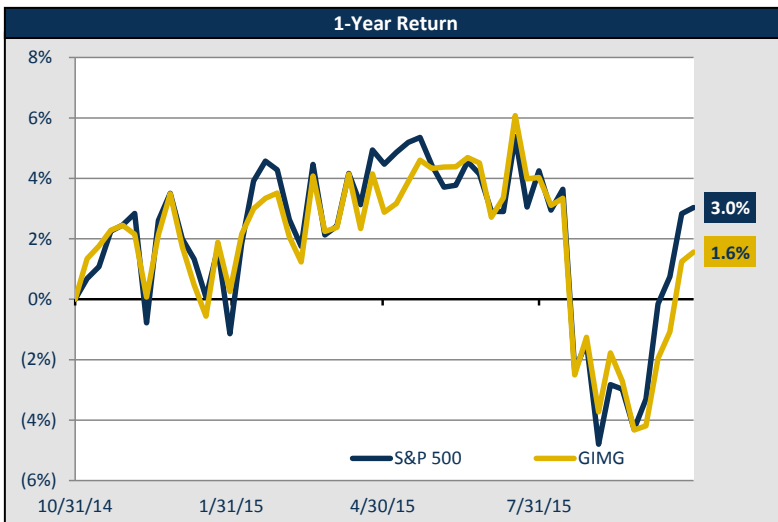


Company	Ticker	Weight	Purchase	Market	Week	Total	Months	Annualized <sup>(1)</sup>	Sector
Alibaba Group Holding Limited	BABA	2.91%	\$89.23	\$83.83	10.86%	(6.05%)	12	(6.0%)	Cons Discretionary
Apple Inc.	AAPL	4.52%	\$57.20	\$119.50	0.35%	108.92%	68	13.7%	Tech & Telecom
Costco Wholesale Corporation	COST	4.27%	\$150.49	\$158.12	1.53%	5.07%	6	9.0%	Staples & Health
Delta Air Lines, Inc.	DAL	2.82%	\$48.55	\$50.84	(0.31%)	4.72%	10	5.4%	Cons Discretionary
Facebook, Inc.	FB	4.56%	\$75.05	\$101.97	(0.22%)	35.87%	12	36.0%	Tech & Telecom
General Electric Company	GE	2.39%	\$19.40	\$28.92	(2.00%)	49.11%	40	12.6%	Fin & Industrials
General Motors Company	GM	1.97%	\$35.60	\$34.91	(2.89%)	(1.92%)	5	(4.3%)	Cons Discretionary
Gilead Sciences Inc.	GILD	1.92%	\$100.99	\$108.13	0.13%	7.07%	8	10.7%	Staples & Health
Google Inc. Class A Shares	GOOGL	2.84%	\$415.22	\$737.39	2.51%	77.59%	69	10.5%	Tech & Telecom
iShares MSCI India ETF	INDA	2.13%	\$30.91	\$28.48	(4.53%)	(7.85%)	2	(29.9%)	Index
iShares Russell Midcap Index	IWR	12.48%	\$134.62	\$165.11	0.29%	22.65%	35	7.1%	Index
MannKind Corp.	MNKD	1.49%	\$5.20	\$3.31	(8.56%)	(36.37%)	10	(40.1%)	Staples & Health
Och-Ziff Capital Management Group LLC	OZM	2.15%	\$12.51	\$7.00	(4.76%)	(44.02%)	5	(71.7%)	Fin & Industrials
Rite Aid Corporation	RAD	2.80%	\$8.65	\$7.88	27.51%	(8.85%)	6	(14.9%)	Staples & Health
Schlumberger Limited	SLB	1.21%	\$92.17	\$78.16	(0.24%)	(15.20%)	20	(9.3%)	Energy & Utilities
SPDR S&P 500 ETF	SPY	14.59%	\$142.68	\$207.93	0.20%	45.73%	48	9.8%	Index
Walgreens Boots Alliance, Inc.	WBA	4.24%	\$59.08	\$84.68	(5.87%)	43.34%	22	20.8%	Staples & Health
Wells Fargo & Company	WFC	4.59%	\$33.61	\$54.14	(1.11%)	61.09%	42	14.4%	Fin & Industrials
WisdomTree Europe Hedged Eqty. ETF	HEDJ	3.98%	\$66.57	\$60.78	(0.43%)	(8.69%)	6	(14.6%)	Index
WisdomTree Japan Hedged Eqty. ETF	DXJ	3.58%	\$55.62	\$53.29	(2.15%)	(4.19%)	8	(6.2%)	Index



	GIMG	S&P 500
Weekly Return	0.31%	0.20%
Fiscal Year Return <sup>(2)</sup>	2.86%	4.55%
1-Year Return	1.56%	3.04%
Cumulative Return	43.55%	77.12%
Annualized Sharpe	0.09	0.15

Contact Leadership	
Ethan Anderson – President	ehander@emory.edu
Dongze Li – CIO	dli38@emory.edu
Carlos Garcia – COO	cdgarcia@emory.edu
Abdul Fejleh – VP of Information	akfejle@emory.edu

GOIZUETA INVESTMENT MANAGEMENT GROUP

(1) Annualized returns shown for positions held greater than 30 days

(2) GIMG fiscal year runs from September 1 to August 31