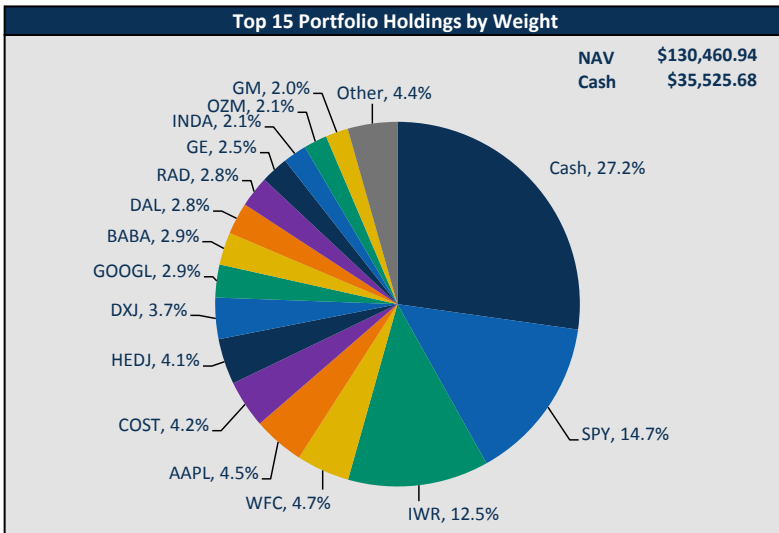
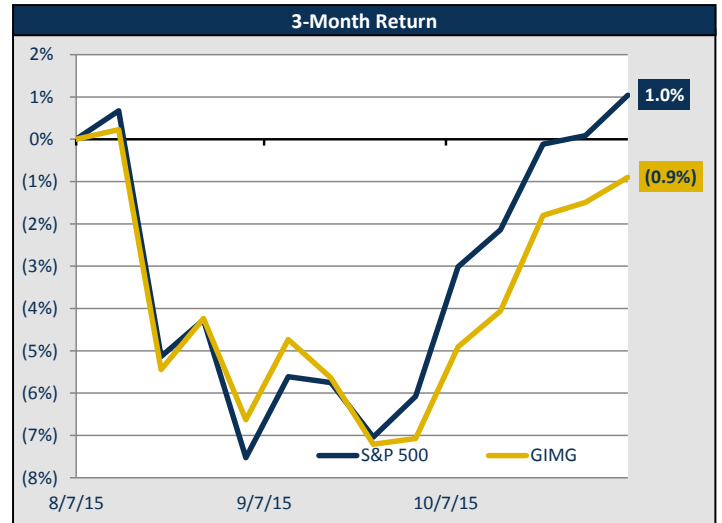
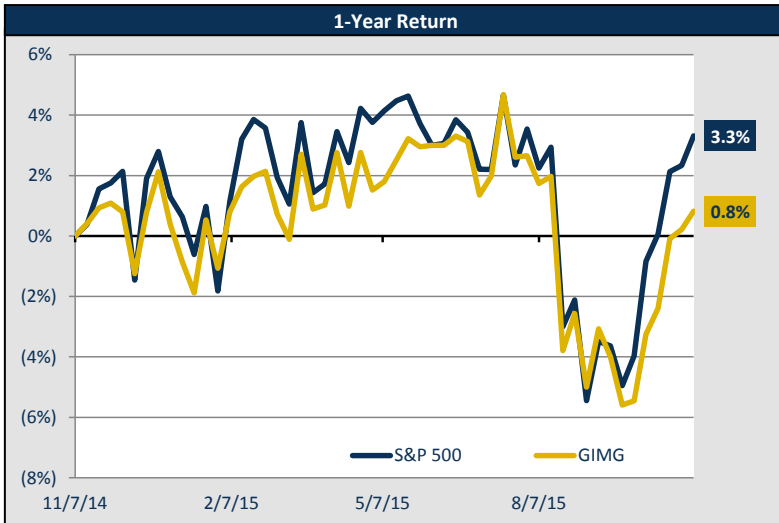


Company	Ticker	Weight	Purchase	Market	Week	Total	Months	Annualized ⁽¹⁾	Sector
Alibaba Group Holding Limited	BABA	2.88%	\$89.23	\$83.61	(0.26%)	(6.30%)	13	(6.1%)	Cons Discretionary
Apple Inc.	AAPL	4.55%	\$57.20	\$121.06	1.31%	111.65%	69	13.9%	Tech & Telecom
Costco Wholesale Corporation	COST	4.23%	\$150.49	\$157.55	(0.36%)	4.69%	7	8.0%	Staples & Health
Delta Air Lines, Inc.	DAL	2.83%	\$48.55	\$51.20	0.71%	5.46%	11	6.1%	Cons Discretionary
General Electric Company	GE	2.45%	\$19.40	\$29.92	3.46%	54.27%	41	13.6%	Fin & Industrials
General Motors Company	GM	2.00%	\$35.60	\$35.75	2.41%	0.44%	6	0.9%	Cons Discretionary
Gilead Sciences Inc.	GILD	1.91%	\$100.99	\$108.34	0.19%	7.28%	9	10.7%	Staples & Health
Google Inc. Class A Shares	GOOGL	2.92%	\$415.22	\$761.60	3.28%	83.42%	70	11.1%	Tech & Telecom
iShares MSCI India ETF	INDA	2.09%	\$30.91	\$28.09	(1.37%)	(9.11%)	3	(31.8%)	Index
iShares Russell Midcap Index	IWR	12.49%	\$134.62	\$166.33	0.74%	23.56%	36	7.3%	Index
MannKind Corp.	MNKD	1.28%	\$5.20	\$2.87	(13.29%)	(44.83%)	11	(48.3%)	Staples & Health
Och-Ziff Capital Management Group LLC	OZM	2.08%	\$12.51	\$6.80	(2.86%)	(45.62%)	6	(71.9%)	Fin & Industrials
Rite Aid Corporation	RAD	2.76%	\$8.65	\$7.84	(0.51%)	(9.31%)	7	(15.2%)	Staples & Health
Schlumberger Limited	SLB	1.21%	\$92.17	\$79.06	1.15%	(14.22%)	21	(8.6%)	Energy & Utilities
SPDR S&P 500 ETF	SPY	14.65%	\$142.68	\$210.04	1.01%	47.21%	49	10.0%	Index
Wells Fargo & Company	WFC	4.71%	\$33.61	\$55.85	3.16%	66.18%	43	15.4%	Fin & Industrials
WisdomTree Europe Hedged Eqty. ETF	HEDJ	4.06%	\$66.57	\$62.27	2.45%	(6.45%)	7	(10.6%)	Index
WisdomTree Japan Hedged Eqty. ETF	DXJ	3.66%	\$55.62	\$54.91	3.04%	(1.28%)	9	(1.8%)	Index



	GIMG	S&P 500
Weekly Return	0.60%	0.95%
Fiscal Year Return ⁽²⁾	3.48%	5.55%
1-Year Return	0.82%	3.31%
Cumulative Return	44.41%	78.81%
Annualized Sharpe	0.09	0.15

Contact Leadership	
Ethan Anderson – President	ehander@emory.edu
Dongze Li – CIO	dli38@emory.edu
Carlos Garcia – COO	cdgarcia@emory.edu
Abdul Fejleh – VP of Information	akfejle@emory.edu

GOIZUETA INVESTMENT MANAGEMENT GROUP

(1) Annualized returns shown for positions held greater than 30 days
(2) GIMG fiscal year runs from September 1 to August 31