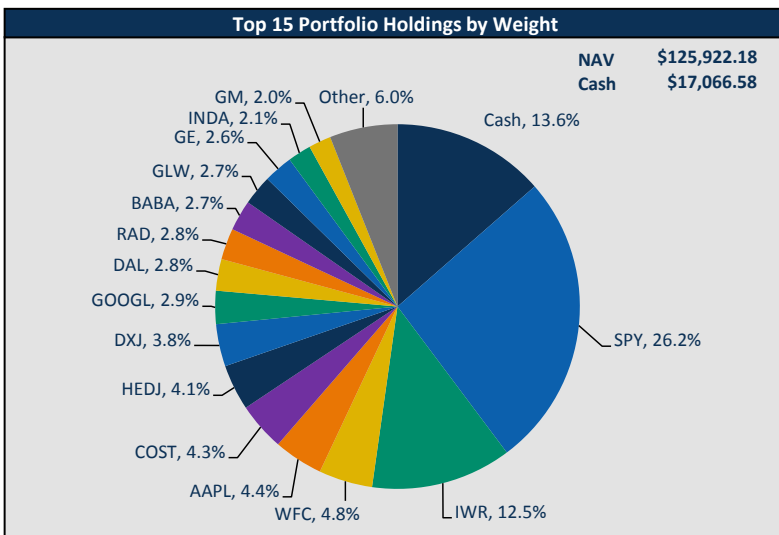
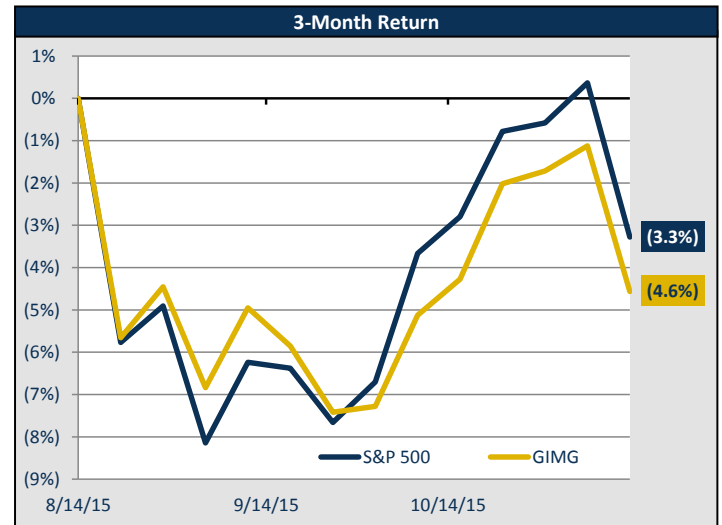
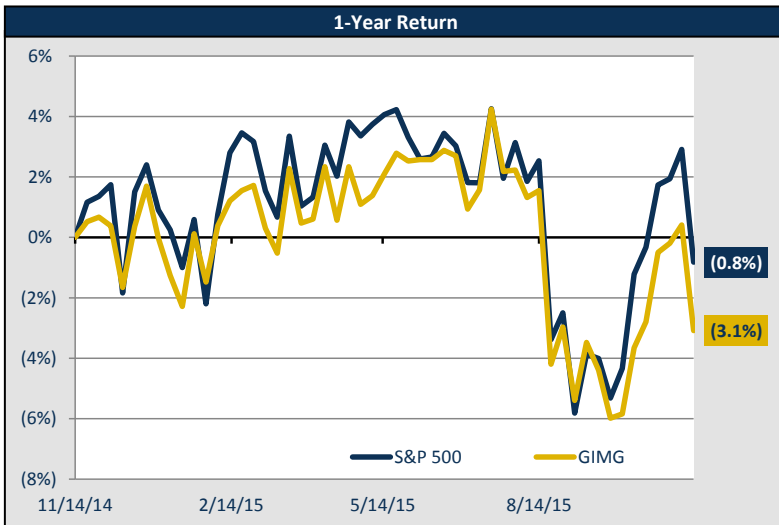


Company	Ticker	Weight	Purchase	Market	Week	Total	Months	Annualized ⁽¹⁾	Sector
Alibaba Group Holding Limited	BABA	2.71%	\$89.23	\$75.85	(9.28%)	(14.99%)	13	(14.3%)	Cons Discretionary
Apple Inc.	AAPL	4.37%	\$57.20	\$112.34	(7.20%)	96.40%	69	12.4%	Tech & Telecom
Costco Wholesale Corporation	COST	4.27%	\$150.49	\$153.67	(2.46%)	2.12%	7	3.5%	Staples & Health
Delta Air Lines, Inc.	DAL	2.80%	\$48.55	\$48.99	(4.32%)	0.91%	11	1.0%	Cons Discretionary
General Electric Company	GE	2.57%	\$19.40	\$30.28	1.20%	56.12%	41	13.9%	Fin & Industrials
General Motors Company	GM	1.99%	\$35.60	\$34.31	(4.03%)	(3.61%)	6	(7.4%)	Cons Discretionary
Gilead Sciences Inc.	GILD	1.87%	\$100.99	\$102.57	(5.33%)	1.57%	9	2.2%	Staples & Health
Google Inc. Class A Shares	GOOGL	2.94%	\$415.22	\$740.07	(2.83%)	78.24%	70	10.5%	Tech & Telecom
iShares MSCI India ETF	INDA	2.07%	\$30.91	\$26.91	(4.20%)	(12.93%)	3	(40.3%)	Index
iShares Russell Midcap Index	IWR	12.46%	\$134.62	\$160.14	(3.72%)	18.96%	36	5.9%	Index
MannKind Corp.	MNKD	1.13%	\$5.20	\$2.44	(14.98%)	(53.09%)	11	(56.1%)	Staples & Health
Och-Ziff Capital Management Group LLC	OZM	1.81%	\$12.51	\$5.70	(16.18%)	(54.42%)	6	(79.3%)	Fin & Industrials
Rite Aid Corporation	RAD	2.78%	\$8.65	\$7.60	(3.06%)	(12.09%)	7	(18.9%)	Staples & Health
Schlumberger Limited	SLB	1.21%	\$92.17	\$76.14	(3.69%)	(17.39%)	21	(10.4%)	Energy & Utilities
SPDR S&P 500 ETF	SPY	26.22%	\$171.67	\$202.53	(3.58%)	17.98%	49	4.1%	Index
Wells Fargo & Company	WFC	4.77%	\$33.61	\$54.57	(2.29%)	62.37%	43	14.5%	Fin & Industrials
WisdomTree Europe Hedged Eqty. ETF	HEDJ	4.06%	\$66.57	\$60.08	(3.52%)	(9.74%)	7	(15.4%)	Index
WisdomTree Japan Hedged Eqty. ETF	DXJ	3.76%	\$55.62	\$54.38	(0.97%)	(2.23%)	9	(3.1%)	Index
Corning Inc.	GLW	2.66%	\$18.65	\$17.93	(3.83%)	(3.83%)	0	NM	Tech & Telecom



	GIMG	S&P 500
Weekly Return	(3.48%)	(3.63%)
Fiscal Year Return ⁽²⁾	(0.12%)	1.72%
1-Year Return	(3.09%)	(0.82%)
Cumulative Return	39.39%	72.32%
Annualized Sharpe	0.08	0.14

Contact Leadership

Ethan Anderson – President	ehander@emory.edu
Dongze Li – CIO	dli38@emory.edu
Carlos Garcia – COO	cdgarc@emory.edu
Abdul Fejle – VP of Information	akfejle@emory.edu

GOIZUETA INVESTMENT MANAGEMENT GROUP

(1) Annualized returns shown for positions held greater than 30 days
(2) GIMG fiscal year runs from September 1 to August 31