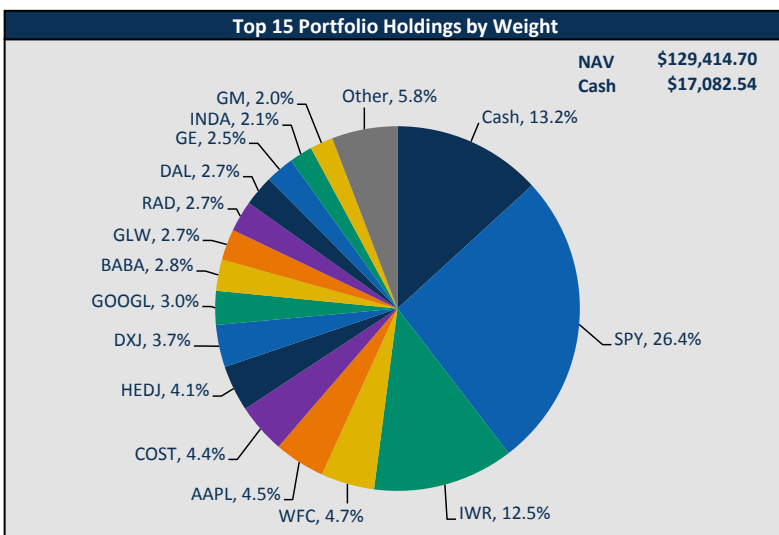
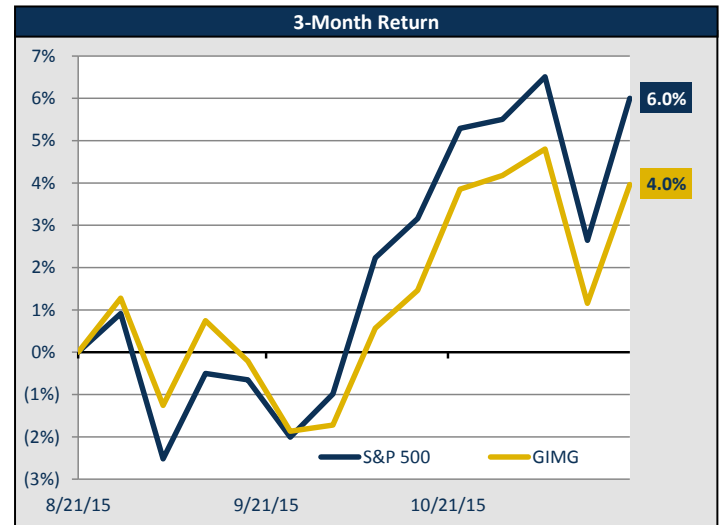
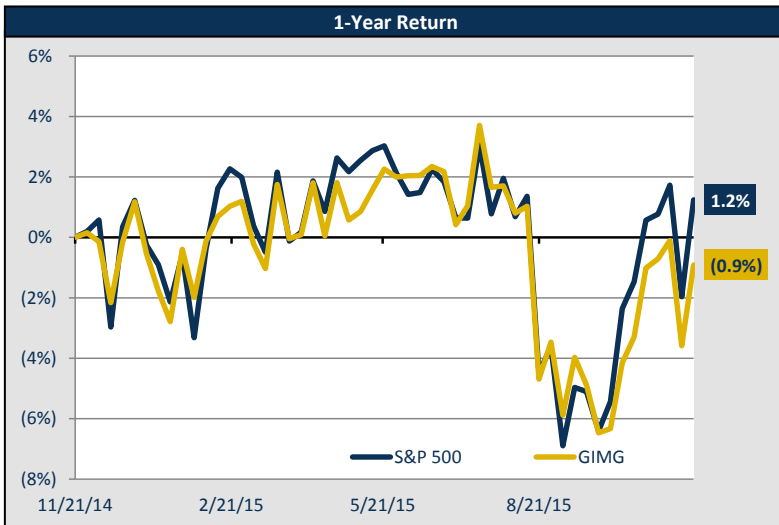


Company	Ticker	Weight	Purchase	Market	Week	Total	Months	Annualized ⁽¹⁾	Sector
Alibaba Group Holding Limited	BABA	2.78%	\$89.23	\$79.95	5.41%	(10.40%)	13	(9.7%)	Cons Discretionary
Apple Inc.	AAPL	4.52%	\$57.20	\$119.30	6.20%	108.57%	69	13.5%	Tech & Telecom
Corning Inc.	GLW	2.74%	\$18.65	\$18.98	5.86%	1.80%	0	NM NM	Tech & Telecom
Costco Wholesale Corporation	COST	4.41%	\$150.49	\$163.10	6.14%	8.38%	7	13.6%	Staples & Health
Delta Air Lines, Inc.	DAL	2.71%	\$48.55	\$48.76	(0.47%)	0.43%	11	0.5%	Cons Discretionary
General Electric Company	GE	2.53%	\$19.40	\$30.66	1.25%	58.08%	41	14.3%	Fin & Industrials
General Motors Company	GM	2.05%	\$35.60	\$36.34	5.92%	2.09%	6	4.2%	Cons Discretionary
Gilead Sciences Inc.	GILD	1.89%	\$100.99	\$106.54	3.87%	5.50%	9	7.6%	Staples & Health
Google Inc. Class A Shares	GOOGL	3.00%	\$415.22	\$777.00	4.99%	87.13%	70	11.4%	Tech & Telecom
iShares MSCI India ETF	INDA	2.05%	\$30.91	\$27.39	1.78%	(11.37%)	3	(34.3%)	Index
iShares Russell Midcap Index	IWR	12.49%	\$134.62	\$164.90	2.97%	22.50%	36	6.9%	Index
MannKind Corp.	MNKD	1.11%	\$5.20	\$2.47	1.23%	(52.52%)	11	(54.7%)	Staples & Health
Och-Ziff Capital Management Group LLC	OZM	1.62%	\$12.51	\$5.27	(7.54%)	(57.86%)	6	(81.2%)	Fin & Industrials
Rite Aid Corporation	RAD	2.74%	\$8.65	\$7.71	1.45%	(10.82%)	7	(16.5%)	Staples & Health
Schlumberger Limited	SLB	1.19%	\$92.17	\$77.15	1.33%	(16.30%)	21	(9.7%)	Energy & Utilities
SPDR S&P 500 ETF	SPY	26.37%	\$171.67	\$209.38	3.38%	21.97%	49	5.0%	Index
Wells Fargo & Company	WFC	4.74%	\$33.61	\$55.82	2.29%	66.09%	43	15.2%	Fin & Industrials
WisdomTree Europe Hedged Eqty. ETF	HEDJ	4.08%	\$66.57	\$62.15	3.45%	(6.63%)	7	(10.3%)	Index
WisdomTree Japan Hedged Eqty. ETF	DXJ	3.75%	\$55.62	\$55.72	2.46%	0.18%	9	0.2%	Index



	GIMG	S&P 500
Weekly Return	2.77%	3.27%
Fiscal Year Return ⁽²⁾	2.65%	5.04%
1-Year Return	(0.91%)	1.24%
Cumulative Return	43.26%	77.96%
Annualized Sharpe	0.09	0.15

Contact Leadership

Ethan Anderson – President	ehander@emory.edu
Dongze Li – CIO	dli38@emory.edu
Carlos Garcia – COO	cdgarc@emory.edu
Abdul Fejle – VP of Information	akfejle@emory.edu

GOIZUETA INVESTMENT MANAGEMENT GROUP

(1) Annualized returns shown for positions held greater than 30 days
(2) GIMG fiscal year runs from September 1 to August 31