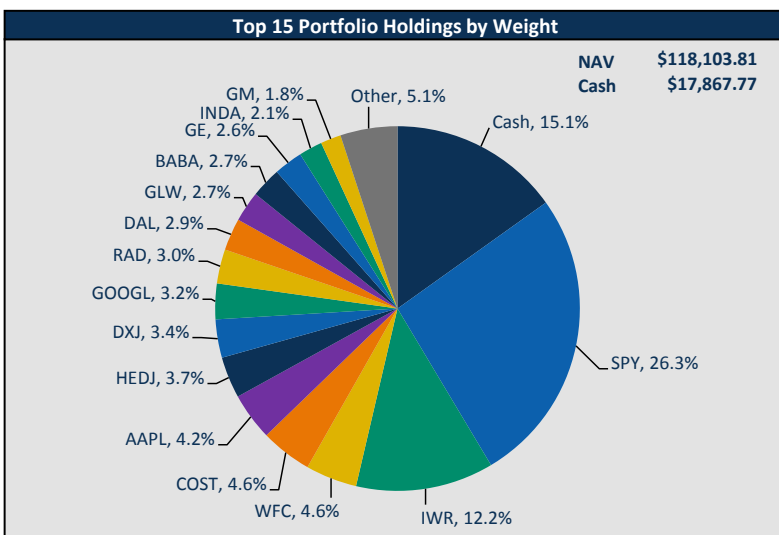
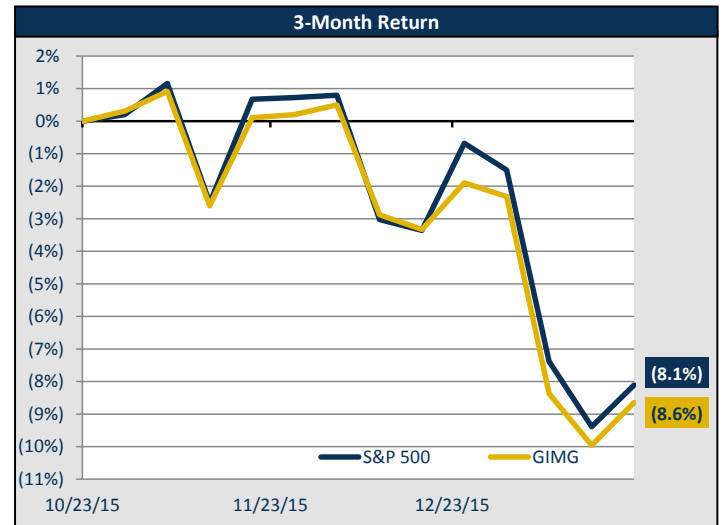
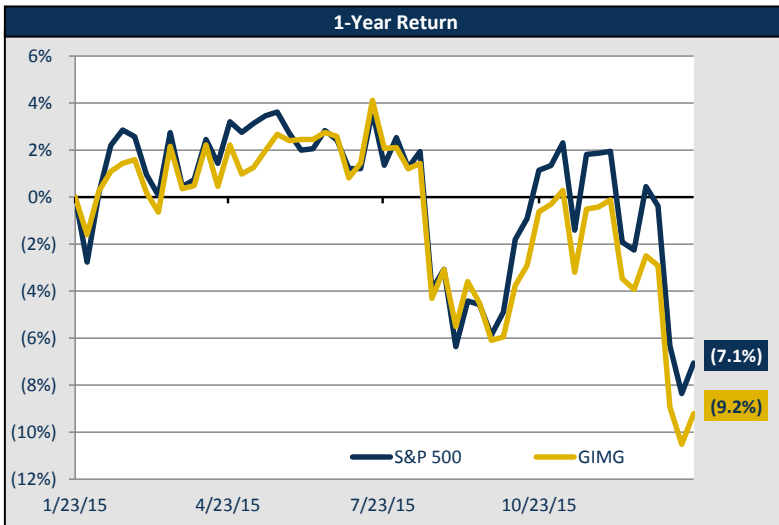


Company	Ticker	Weight	Purchase	Market	Week	Total	Months	Annualized <sup>(1)</sup>	Sector
Alibaba Group Holding Limited	BABA	2.68%	\$89.23	\$70.37	1.12%	(21.14%)	15	(17.3%)	Cons Discretionary
Apple Inc.	AAPL	4.21%	\$57.20	\$101.42	4.42%	77.31%	71	10.1%	Tech & Telecom
Corning Inc.	GLW	2.71%	\$18.65	\$17.10	1.36%	(8.29%)	2	(36.3%)	Tech & Telecom
Costco Wholesale Corporation	COST	4.55%	\$150.49	\$153.69	2.19%	2.13%	9	2.7%	Staples & Health
Delta Air Lines, Inc.	DAL	2.85%	\$48.55	\$46.76	5.08%	(3.69%)	13	(3.3%)	Cons Discretionary
General Electric Company	GE	2.56%	\$19.40	\$28.24	(0.88%)	45.60%	43	11.0%	Fin & Industrials
General Motors Company	GM	1.81%	\$35.60	\$29.28	(0.98%)	(17.74%)	8	(25.2%)	Cons Discretionary
Gilead Sciences Inc.	GILD	1.79%	\$100.99	\$91.83	(0.01%)	(9.07%)	11	(10.0%)	Staples & Health
Google Inc. Class A Shares	GOOGL	3.16%	\$415.22	\$745.46	4.92%	79.54%	72	10.3%	Tech & Telecom
iShares MSCI India ETF	INDA	2.08%	\$30.91	\$25.36	0.71%	(17.94%)	5	(34.9%)	Index
iShares Russell Midcap Index	IWR	12.23%	\$134.62	\$147.36	1.22%	9.47%	38	2.9%	Index
MannKind Corp.	MNKD	0.41%	\$5.20	\$0.83	(10.28%)	(83.99%)	13	(80.7%)	Staples & Health
Och-Ziff Capital Management Group LLC	OZM	1.76%	\$12.51	\$5.21	(1.88%)	(58.34%)	8	(71.9%)	Fin & Industrials
Rite Aid Corporation	RAD	3.04%	\$8.65	\$7.80	2.09%	(9.77%)	9	(12.0%)	Staples & Health
Schlumberger Limited	SLB	1.10%	\$92.17	\$65.20	3.48%	(29.26%)	23	(16.5%)	Energy & Utilities
SPDR S&P 500 ETF	SPY	26.30%	\$171.67	\$190.55	1.45%	11.00%	51	2.5%	Index
Wells Fargo & Company	WFC	4.57%	\$33.61	\$49.02	0.41%	45.85%	45	10.5%	Fin & Industrials
WisdomTree Europe Hedged Eqty. ETF	HEDJ	3.67%	\$66.57	\$51.01	4.66%	(23.37%)	9	(28.1%)	Index
WisdomTree Japan Hedged Eqty. ETF	DXJ	3.40%	\$55.62	\$46.11	3.50%	(17.10%)	11	(18.8%)	Index



	GIMG	S&P 500
Weekly Return	1.46%	1.41%
Fiscal Year Return <sup>(2)</sup>	(6.32%)	(4.12%)
1-Year Return	(9.21%)	(7.06%)
Cumulative Return	30.74%	62.43%
Annualized Sharpe	0.07	0.12

**Contact Leadership**

Ethan Anderson – President	ehander@emory.edu
Dongze Li – CIO	dli38@emory.edu
Carlos Garcia – COO	cdgarc@emory.edu
Abdul Fejleh – VP of Information	akfejle@emory.edu

GOIZUETA INVESTMENT MANAGEMENT GROUP

(1) Annualized returns shown for positions held greater than 30 days  
(2) GIMG fiscal year runs from September 1 to August 31