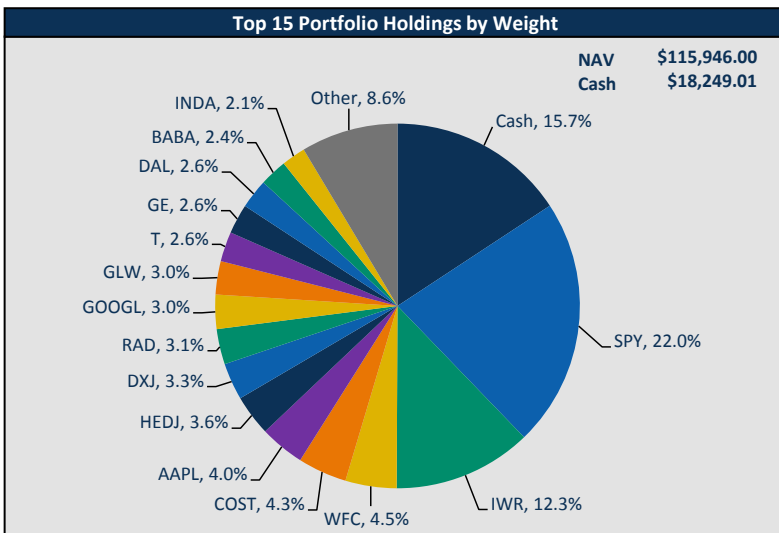
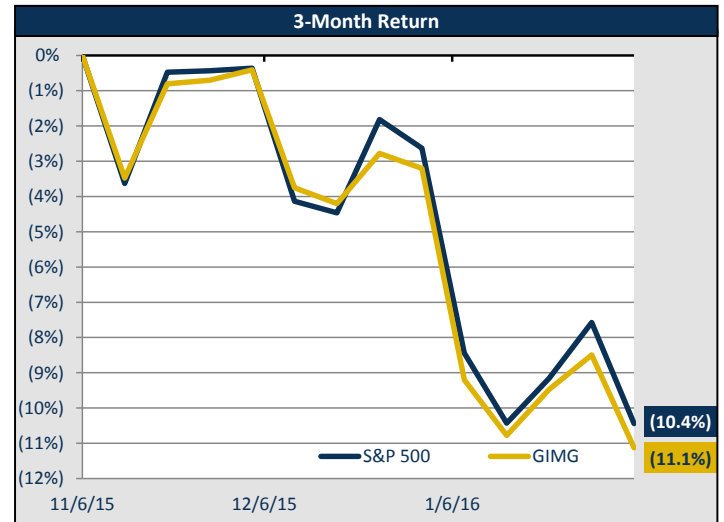
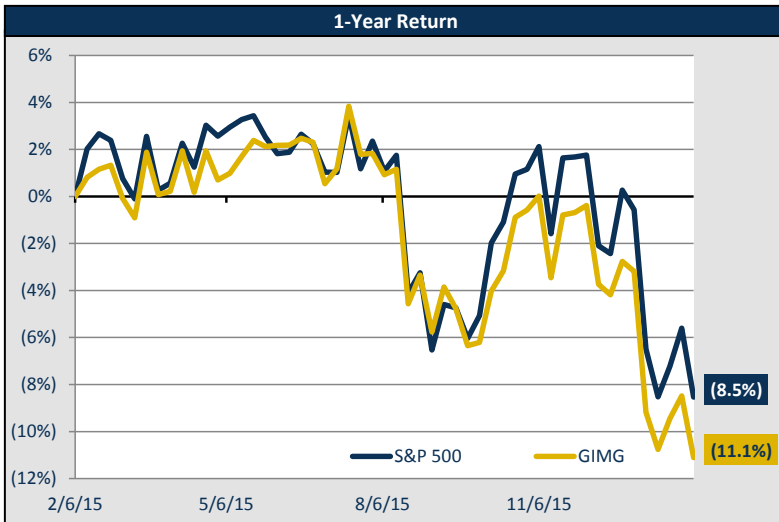


Company	Ticker	Weight	Purchase	Market	Week	Total	Months	Annualized ⁽¹⁾	Sector
Alibaba Group Holding Limited	BABA	2.43%	\$89.23	\$62.64	(6.55%)	(29.80%)	16	(24.1%)	Cons Discretionary
Apple Inc.	AAPL	3.97%	\$57.20	\$94.02	(3.41%)	64.38%	72	8.6%	Tech & Telecom
AT&T Inc.	T	2.64%	\$36.04	\$36.88	2.34%	2.34%	0	NM NM	Tech & Telecom
Corning Inc.	GLW	2.96%	\$18.65	\$18.34	(1.45%)	(1.64%)	3	(6.9%)	Tech & Telecom
Costco Wholesale Corporation	COST	4.35%	\$150.49	\$143.99	(4.72%)	(4.32%)	10	(5.1%)	Staples & Health
Delta Air Lines, Inc.	DAL	2.61%	\$48.55	\$42.01	(5.15%)	(13.47%)	14	(11.8%)	Cons Discretionary
General Electric Company	GE	2.63%	\$19.40	\$28.54	(1.92%)	47.15%	44	11.2%	Fin & Industrials
General Motors Company	GM	1.80%	\$35.60	\$28.54	(3.71%)	(19.82%)	9	(26.8%)	Cons Discretionary
Gilead Sciences Inc.	GILD	1.69%	\$100.99	\$85.14	2.58%	(15.69%)	12	(16.6%)	Staples & Health
Google Inc. Class A Shares	GOOGL	3.03%	\$415.22	\$703.76	(7.56%)	69.49%	73	9.2%	Tech & Telecom
iShares MSCI India ETF	INDA	2.13%	\$30.91	\$25.44	(2.30%)	(17.68%)	6	(32.3%)	Index
iShares Russell Midcap Index	IWR	12.28%	\$134.62	\$145.34	(2.91%)	7.97%	39	2.4%	Index
MannKind Corp.	MNKD	0.49%	\$5.20	\$0.97	(2.96%)	(81.40%)	14	(76.8%)	Staples & Health
Micron Technology Inc.	MU	1.75%	\$10.83	\$11.00	1.62%	1.62%	0	NM NM	Tech & Telecom
Och-Ziff Capital Management Group LLC	OZM	1.69%	\$12.51	\$4.92	(4.65%)	(60.66%)	9	(72.2%)	Fin & Industrials
Rite Aid Corporation	RAD	3.14%	\$8.65	\$7.91	1.54%	(8.50%)	10	(10.0%)	Staples & Health
Schlumberger Limited	SLB	1.19%	\$92.17	\$68.81	(4.79%)	(25.34%)	24	(13.8%)	Energy & Utilities
SPDR S&P 500 ETF	SPY	22.05%	\$171.67	\$187.98	(3.04%)	9.50%	52	2.1%	Index
Wells Fargo & Company	WFC	4.54%	\$33.61	\$47.86	(4.72%)	42.40%	46	9.7%	Fin & Industrials
WisdomTree Europe Hedged Eqty. ETF	HEDJ	3.62%	\$66.57	\$49.35	(5.08%)	(25.86%)	10	(29.9%)	Index



	GIMG	S&P 500
Weekly Return	(2.87%)	(3.10%)
Fiscal Year Return ⁽²⁾	(8.03%)	(5.47%)
1-Year Return	(11.11%)	(8.53%)
Cumulative Return	28.35%	60.14%
Annualized Sharpe	0.06	0.11

Contact Leadership

Ethan Anderson – President	ehander@emory.edu
Dongze Li – CIO	dli38@emory.edu
Carlos Garcia – COO	cdgarcia@emory.edu
Abdul Fejleh – VP of Information	akfejle@emory.edu

GOIZUETA INVESTMENT MANAGEMENT GROUP

(1) Annualized returns shown for positions held greater than 30 days

(2) GIMG fiscal year runs from September 1 to August 31