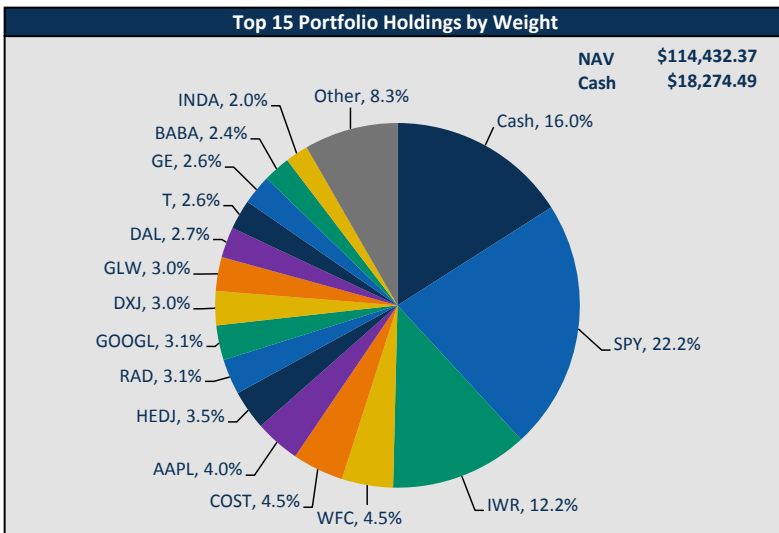
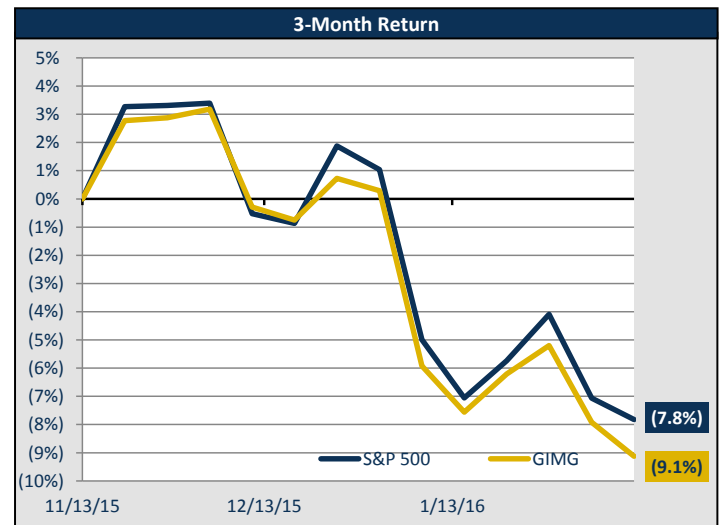
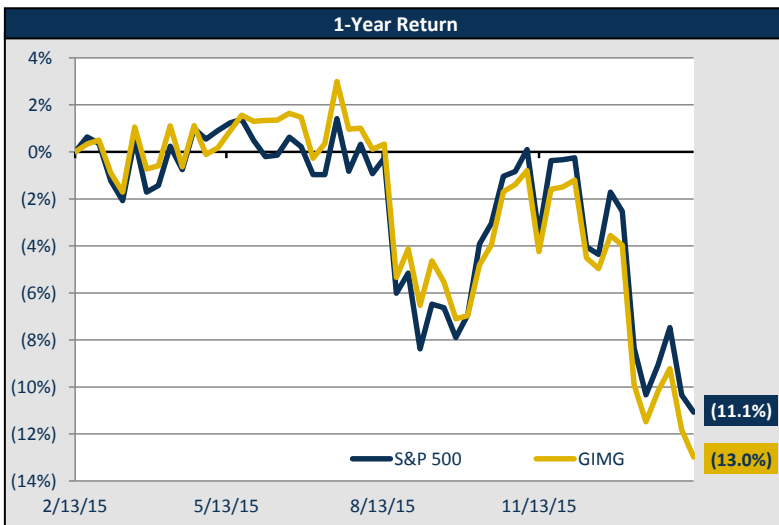


Company	Ticker	Weight	Purchase	Market	Week	Total	Months	Annualized ⁽¹⁾	Sector
Alibaba Group Holding Limited	BABA	2.39%	\$89.23	\$60.89	(2.79%)	(31.76%)	16	(25.4%)	Cons Discretionary
Apple Inc.	AAPL	4.02%	\$57.20	\$93.99	(0.03%)	64.32%	72	8.6%	Tech & Telecom
AT&T Inc.	T	2.65%	\$36.04	\$36.47	(1.11%)	1.21%	0	NM	Tech & Telecom
Corning Inc.	GLW	3.01%	\$18.65	\$18.39	0.27%	(1.37%)	3	(5.4%)	Tech & Telecom
Costco Wholesale Corporation	COST	4.55%	\$150.49	\$148.65	3.24%	(1.22%)	10	(1.4%)	Staples & Health
Delta Air Lines, Inc.	DAL	2.70%	\$48.55	\$42.99	2.33%	(11.45%)	14	(9.9%)	Cons Discretionary
General Electric Company	GE	2.64%	\$19.40	\$28.26	(0.98%)	45.71%	44	10.8%	Fin & Industrials
General Motors Company	GM	1.77%	\$35.60	\$27.71	(2.91%)	(22.15%)	9	(29.1%)	Cons Discretionary
Gilead Sciences Inc.	GILD	1.80%	\$100.99	\$89.44	5.05%	(11.44%)	12	(11.9%)	Staples & Health
Google Inc. Class A Shares	GOOGL	3.09%	\$415.22	\$706.89	0.44%	70.25%	73	9.2%	Tech & Telecom
iShares MSCI India ETF	INDA	2.04%	\$30.91	\$24.04	(5.50%)	(22.21%)	6	(38.4%)	Index
iShares Russell Midcap Index	IWR	12.23%	\$134.62	\$142.85	(1.71%)	6.12%	39	1.8%	Index
MannKind Corp.	MNKD	0.50%	\$5.20	\$0.98	1.68%	(81.08%)	14	(75.9%)	Staples & Health
Micron Technology Inc.	MU	1.61%	\$10.83	\$10.02	(8.91%)	(7.44%)	0	NM	Tech & Telecom
Och-Ziff Capital Management Group LLC	OZM	1.40%	\$12.51	\$4.01	(18.50%)	(67.93%)	9	(78.1%)	Fin & Industrials
Rite Aid Corporation	RAD	3.14%	\$8.65	\$7.82	(1.14%)	(9.54%)	10	(11.0%)	Staples & Health
Schlumberger Limited	SLB	1.23%	\$92.17	\$70.31	2.18%	(23.72%)	24	(12.8%)	Energy & Utilities
SPDR S&P 500 ETF	SPY	22.18%	\$171.67	\$186.65	(0.71%)	8.73%	52	2.0%	Index
Wells Fargo & Company	WFC	4.55%	\$33.61	\$47.31	(1.15%)	40.77%	46	9.4%	Fin & Industrials
WisdomTree Europe Hedged Eqty. ETF	HEDJ	3.50%	\$66.57	\$47.12	(4.52%)	(29.21%)	10	(33.0%)	Index
WisdomTree Japan Hedged Eqty. ETF	DXJ	3.03%	\$55.62	\$39.81	(8.84%)	(28.42%)	12	(29.4%)	Index



	GIMG	S&P 500
Weekly Return	(1.31%)	(0.81%)
Fiscal Year Return ⁽²⁾	(9.23%)	(6.24%)
1-Year Return	(12.98%)	(11.07%)
Cumulative Return	26.67%	58.84%
Annualized Sharpe	0.06	0.11

Contact Leadership

Ethan Anderson – President	ehander@emory.edu
Dongze Li – CIO	dli38@emory.edu
Carlos Garcia – COO	cdgarci@emory.edu
Abdul Fejle – VP of Information	akfejle@emory.edu

GOIZUETA INVESTMENT MANAGEMENT GROUP

(1) Annualized returns shown for positions held greater than 30 days
(2) GIMG fiscal year runs from September 1 to August 31