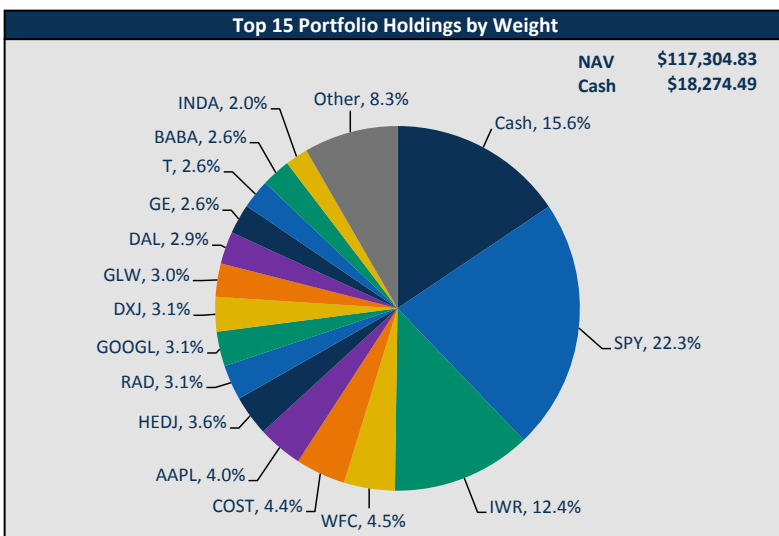
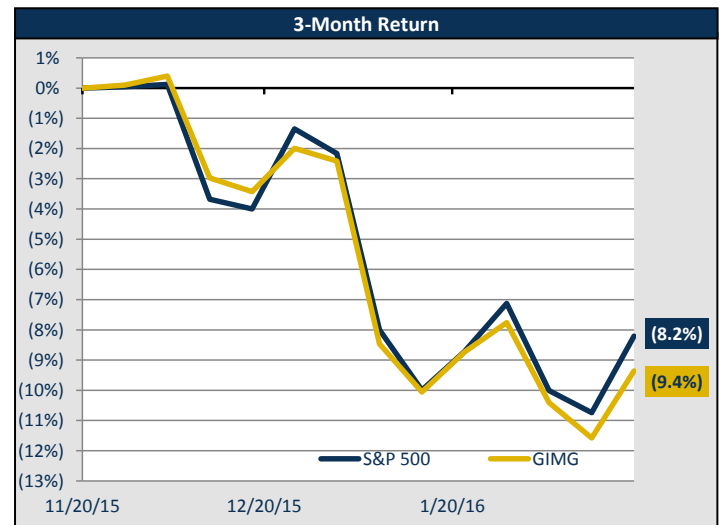
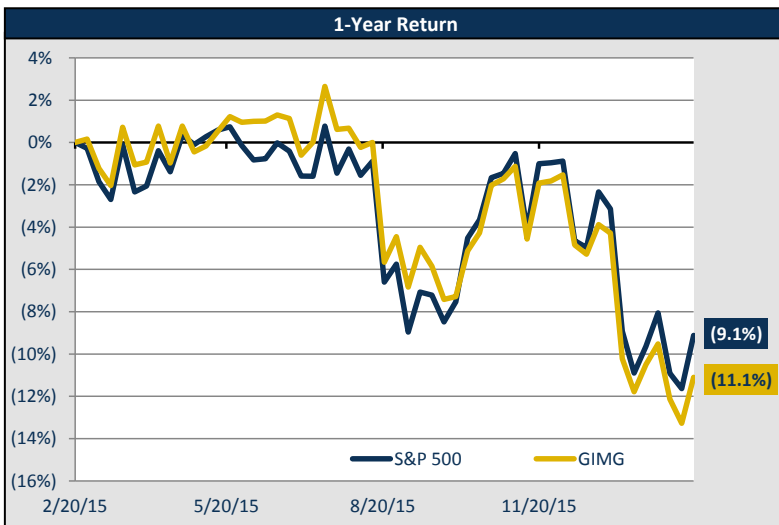


Company	Ticker	Weight	Purchase	Market	Week	Total	Months	Annualized ⁽¹⁾	Sector
Alibaba Group Holding Limited	BABA	2.58%	\$89.23	\$67.28	10.49%	(24.60%)	16	(19.2%)	Cons Discretionary
Apple Inc.	AAPL	4.01%	\$57.20	\$96.04	2.18%	67.91%	72	8.9%	Tech & Telecom
AT&T Inc.	T	2.59%	\$36.04	\$36.57	0.27%	1.48%	0	NM NM	Tech & Telecom
Corning Inc.	GLW	2.96%	\$18.65	\$18.55	0.87%	(0.51%)	3	(1.9%)	Tech & Telecom
Costco Wholesale Corporation	COST	4.44%	\$150.49	\$148.70	0.03%	(1.19%)	10	(1.3%)	Staples & Health
Delta Air Lines, Inc.	DAL	2.87%	\$48.55	\$46.72	8.68%	(3.77%)	14	(3.2%)	Cons Discretionary
General Electric Company	GE	2.65%	\$19.40	\$29.02	2.69%	49.63%	44	11.6%	Fin & Industrials
General Motors Company	GM	1.79%	\$35.60	\$28.78	3.86%	(19.15%)	9	(24.7%)	Cons Discretionary
Gilead Sciences Inc.	GILD	1.71%	\$100.99	\$87.44	(2.24%)	(13.42%)	12	(13.7%)	Staples & Health
Google Inc. Class A Shares	GOOGL	3.08%	\$415.22	\$722.11	2.15%	73.91%	73	9.6%	Tech & Telecom
iShares MSCI India ETF	INDA	2.01%	\$30.91	\$24.34	1.25%	(21.24%)	6	(35.9%)	Index
iShares Russell Midcap Index	IWR	12.39%	\$134.62	\$148.32	3.83%	10.18%	39	3.0%	Index
MannKind Corp.	MNKD	0.49%	\$5.20	\$0.98	0.08%	(81.07%)	14	(75.3%)	Staples & Health
Micron Technology Inc.	MU	1.75%	\$10.83	\$11.16	11.38%	3.09%	0	NM NM	Tech & Telecom
Och-Ziff Capital Management Group LLC	OZM	1.35%	\$12.51	\$3.96	(1.25%)	(68.33%)	9	(77.7%)	Fin & Industrials
Rite Aid Corporation	RAD	3.11%	\$8.65	\$7.93	1.41%	(8.27%)	10	(9.3%)	Staples & Health
Schlumberger Limited	SLB	1.24%	\$92.17	\$72.87	3.64%	(20.94%)	24	(11.1%)	Energy & Utilities
SPDR S&P 500 ETF	SPY	22.26%	\$171.67	\$192.00	2.87%	11.84%	52	2.6%	Index
Wells Fargo & Company	WFC	4.51%	\$33.61	\$48.09	1.65%	43.09%	46	9.8%	Fin & Industrials
WisdomTree Europe Hedged Eqty. ETF	HEDJ	3.57%	\$66.57	\$49.32	4.67%	(25.91%)	10	(28.8%)	Index
WisdomTree Japan Hedged Eqty. ETF	DXJ	3.06%	\$55.62	\$41.29	3.72%	(25.76%)	12	(26.3%)	Index



	GIMG	S&P 500
Weekly Return	2.51%	2.84%
Fiscal Year Return ⁽²⁾	(6.95%)	(3.57%)
1-Year Return	(11.10%)	(9.12%)
Cumulative Return	29.85%	63.36%
Annualized Sharpe	0.06	0.12

Contact Leadership

Andrew Porat – President	andrew.porat@emory.edu
Abdul Fejleh – Co-CIO	akfejle@emory.edu
Jason Lee – Co-CIO	jason.lee2@emory.edu
Shikhar Sood – COO	shikhar.sood@emory.edu

GOIZUETA INVESTMENT MANAGEMENT GROUP

(1) Annualized returns shown for positions held greater than 30 days
(2) GIMG fiscal year runs from September 1 to August 31