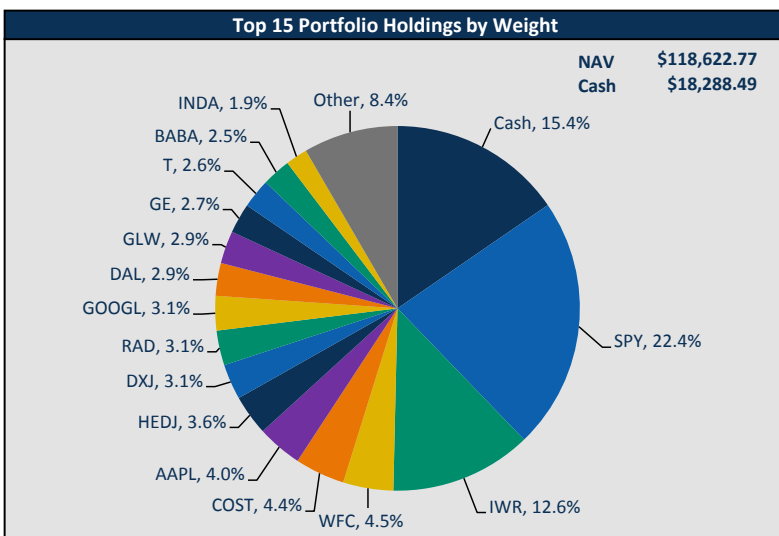
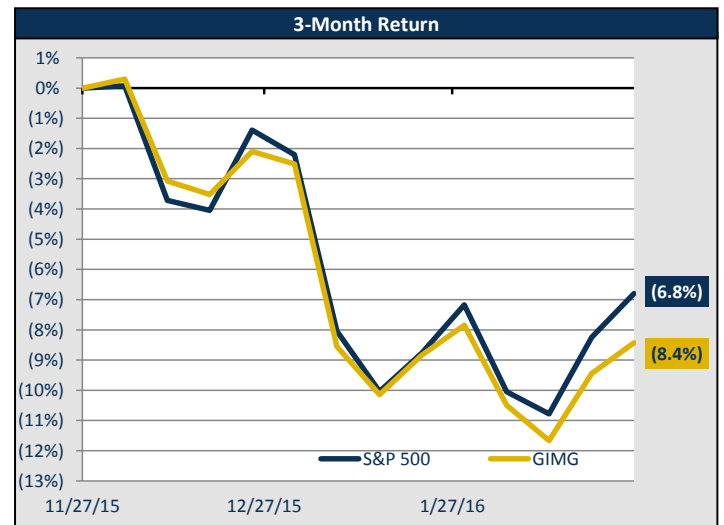
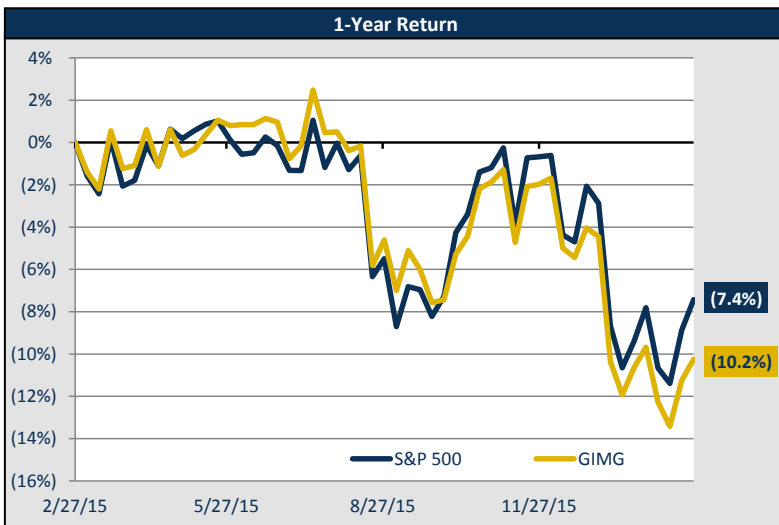


Company	Ticker	Weight	Purchase	Market	Week	Total	Months	Annualized ⁽¹⁾	Sector
Alibaba Group Holding Limited	BABA	2.54%	\$89.23	\$66.91	(0.55%)	(25.01%)	16	(19.3%)	Cons Discretionary
Apple Inc.	AAPL	4.00%	\$57.20	\$96.91	0.91%	69.43%	72	9.1%	Tech & Telecom
AT&T Inc.	T	2.60%	\$36.04	\$37.13	1.53%	3.04%	0	NM	Tech & Telecom
Corning Inc.	GLW	2.89%	\$18.65	\$18.31	(1.29%)	(1.80%)	3	(6.1%)	Tech & Telecom
Costco Wholesale Corporation	COST	4.42%	\$150.49	\$149.68	0.66%	(0.54%)	10	(0.6%)	Staples & Health
Delta Air Lines, Inc.	DAL	2.90%	\$48.55	\$47.86	2.44%	(1.42%)	14	(1.2%)	Cons Discretionary
General Electric Company	GE	2.65%	\$19.40	\$29.40	1.31%	51.59%	44	11.9%	Fin & Industrials
General Motors Company	GM	1.82%	\$35.60	\$29.63	2.95%	(16.76%)	9	(21.3%)	Cons Discretionary
Gilead Sciences Inc.	GILD	1.71%	\$100.99	\$88.10	0.75%	(12.76%)	12	(12.8%)	Staples & Health
Google Inc. Class A Shares	GOOGL	3.06%	\$415.22	\$724.86	0.38%	74.57%	73	9.6%	Tech & Telecom
iShares MSCI India ETF	INDA	1.94%	\$30.91	\$23.77	(2.34%)	(23.09%)	6	(37.6%)	Index
iShares Russell Midcap Index	IWR	12.58%	\$134.62	\$152.24	2.64%	13.09%	39	3.8%	Index
MannKind Corp.	MNKD	0.51%	\$5.20	\$1.03	4.58%	(80.20%)	14	(73.8%)	Staples & Health
Micron Technology Inc.	MU	1.66%	\$10.83	\$10.70	(4.12%)	(1.15%)	0	NM	Tech & Telecom
Och-Ziff Capital Management Group LLC	OZM	1.46%	\$12.51	\$4.33	9.34%	(65.37%)	9	(74.0%)	Fin & Industrials
Rite Aid Corporation	RAD	3.09%	\$8.65	\$7.96	0.38%	(7.92%)	10	(8.8%)	Staples & Health
Schlumberger Limited	SLB	1.22%	\$92.17	\$72.47	(0.55%)	(21.37%)	24	(11.2%)	Energy & Utilities
SPDR S&P 500 ETF	SPY	22.37%	\$171.67	\$195.10	1.61%	13.65%	52	3.0%	Index
Wells Fargo & Company	WFC	4.46%	\$33.61	\$48.07	(0.04%)	43.03%	46	9.7%	Fin & Industrials
WisdomTree Europe Hedged Eqty. ETF	HEDJ	3.58%	\$66.57	\$49.94	1.26%	(24.98%)	10	(27.3%)	Index
WisdomTree Japan Hedged Eqty. ETF	DXJ	3.14%	\$55.62	\$42.81	3.68%	(23.03%)	12	(23.1%)	Index



	GIMG	S&P 500
Weekly Return	1.12%	1.58%
Fiscal Year Return ⁽²⁾	(5.91%)	(2.05%)
1-Year Return	(10.25%)	(7.43%)
Cumulative Return	31.31%	65.94%
Annualized Sharpe	0.07	0.12

Contact Leadership

Andrew Porat – President	andrew.porat@emory.edu
Abdul Fejleh – Co-CIO	akfejle@emory.edu
Jason Lee – Co-CIO	jason.lee2@emory.edu
Shikhar Sood – COO	shikhar.sood@emory.edu

GOIZUETA INVESTMENT MANAGEMENT GROUP

(1) Annualized returns shown for positions held greater than 30 days
(2) GIMG fiscal year runs from September 1 to August 31