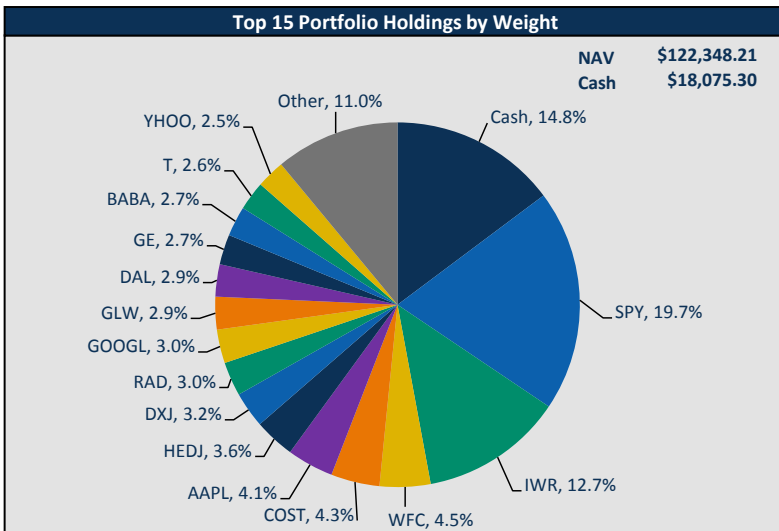
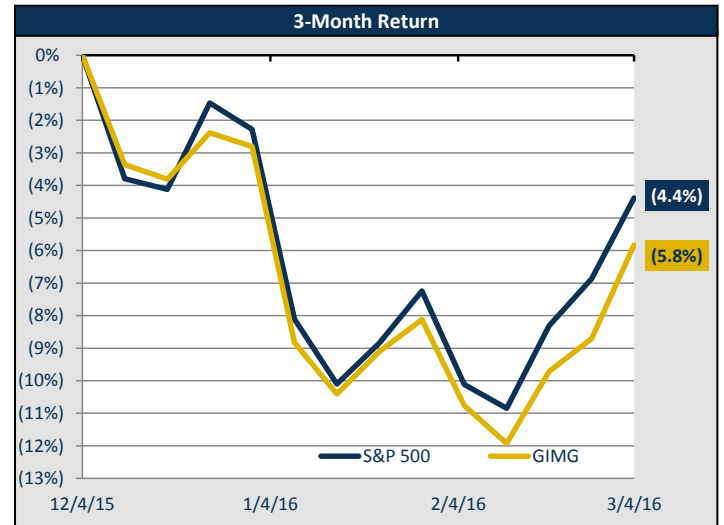
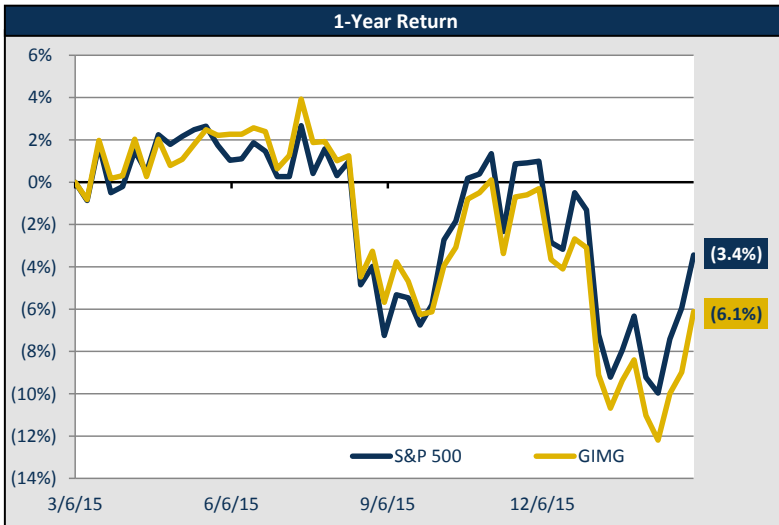


Company	Ticker	Weight	Purchase	Market	Week	Total	Months	Annualized <sup>(1)</sup>	Sector
Alibaba Group Holding Limited	BABA	2.66%	\$89.23	\$72.22	7.94%	(19.06%)	17	(14.4%)	Cons Discretionary
Apple Inc.	AAPL	4.13%	\$57.20	\$103.01	6.29%	80.09%	73	10.1%	Tech & Telecom
AT&T Inc.	T	2.57%	\$36.04	\$37.93	2.15%	5.26%	1	NM	Tech & Telecom
Corning Inc.	GLW	2.90%	\$18.65	\$18.96	3.55%	1.69%	4	5.6%	Tech & Telecom
Costco Wholesale Corporation	COST	4.32%	\$150.49	\$150.90	0.82%	0.28%	11	0.3%	Staples & Health
Delta Air Lines, Inc.	DAL	2.86%	\$48.55	\$48.67	1.69%	0.25%	15	0.2%	Cons Discretionary
General Electric Company	GE	2.66%	\$19.40	\$30.46	3.61%	57.05%	45	12.9%	Fin & Industrials
General Motors Company	GM	1.87%	\$35.60	\$31.37	5.87%	(11.87%)	10	(14.8%)	Cons Discretionary
Gilead Sciences Inc.	GILD	1.64%	\$100.99	\$87.21	(1.01%)	(13.64%)	13	(13.4%)	Staples & Health
Google Inc. Class A Shares	GOOGL	2.98%	\$415.22	\$730.22	0.74%	75.87%	74	9.7%	Tech & Telecom
iShares Russell Midcap Index	IWR	12.65%	\$134.62	\$157.98	3.77%	17.36%	40	4.9%	Index
MannKind Corp.	MNKD	0.56%	\$5.20	\$1.17	13.59%	(77.51%)	15	(70.3%)	Staples & Health
Micron Technology Inc.	MU	1.79%	\$10.83	\$11.88	11.03%	9.75%	1	NM	Tech & Telecom
Och-Ziff Capital Management Group LLC	OZM	1.52%	\$12.51	\$4.66	7.62%	(62.73%)	10	(70.6%)	Fin & Industrials
Rite Aid Corporation	RAD	3.02%	\$8.65	\$8.03	0.88%	(7.11%)	11	(7.7%)	Staples & Health
Schlumberger Limited	SLB	1.22%	\$92.17	\$74.83	3.26%	(18.81%)	25	(9.7%)	Energy & Utilities
SPDR S&P 500 ETF	SPY	19.65%	\$171.67	\$200.36	2.70%	16.71%	53	3.6%	Index
Walt Disney Co.	DIS	2.41%	\$97.70	\$98.48	0.80%	0.80%	0	NM	Media
Wells Fargo & Company	WFC	4.51%	\$33.61	\$50.11	4.24%	49.10%	47	10.8%	Fin & Industrials
WisdomTree Europe Hedged Eqty. ETF	HEDJ	3.60%	\$66.57	\$51.81	3.74%	(22.17%)	11	(23.8%)	Index
WisdomTree Japan Hedged Eqty. ETF	DXJ	3.18%	\$55.62	\$44.76	4.56%	(19.53%)	13	(19.2%)	Index
Yahoo! Inc.	YHOO	2.52%	\$32.85	\$33.86	3.09%	3.09%	0	NM	Tech & Telecom



	GIMG	S&P 500
Weekly Return	3.14%	2.67%
Fiscal Year Return <sup>(2)</sup>	(2.95%)	0.56%
1-Year Return	(6.12%)	(3.44%)
Cumulative Return	35.43%	70.36%
Annualized Sharpe	0.07	0.12

### Contact Leadership

Andrew Porat – President	andrew.porat@emory.edu
Abdul Fejle – Co-CIO	akfejle@emory.edu
Jason Lee – Co-CIO	jason.lee2@emory.edu
Shikhar Sood – COO	shikhar.sood@emory.edu



GOIZUETA INVESTMENT MANAGEMENT GROUP

(1) Annualized returns shown for positions held greater than 30 days

(2) GIMG fiscal year runs from September 1 to August 31