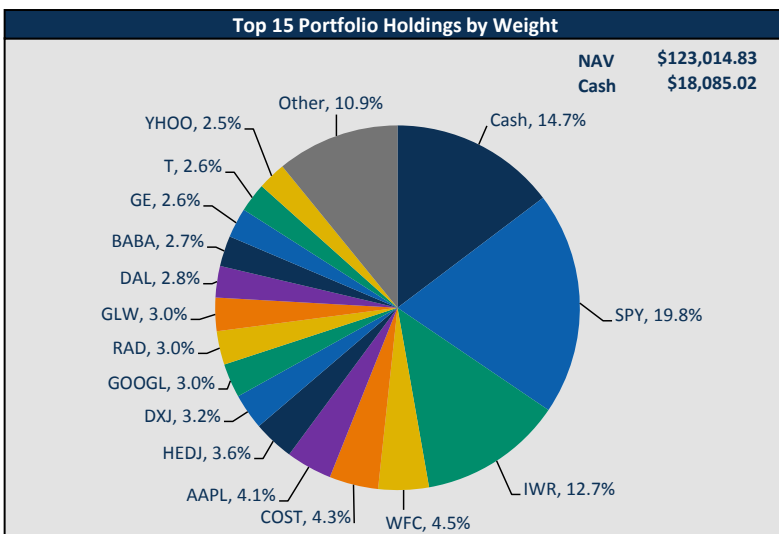
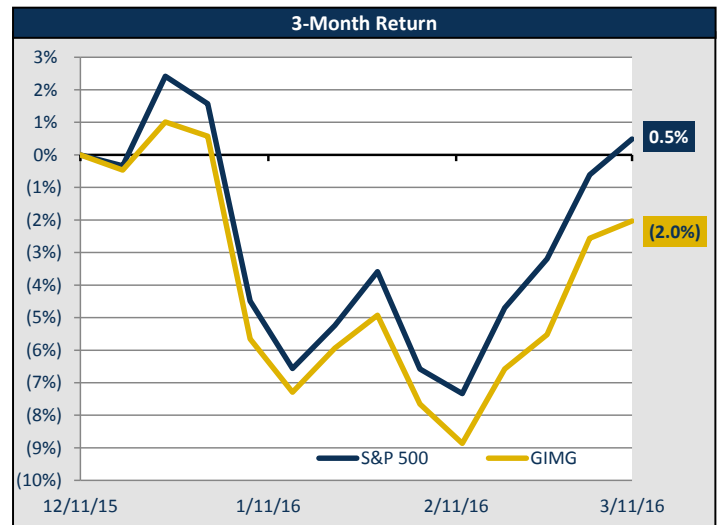
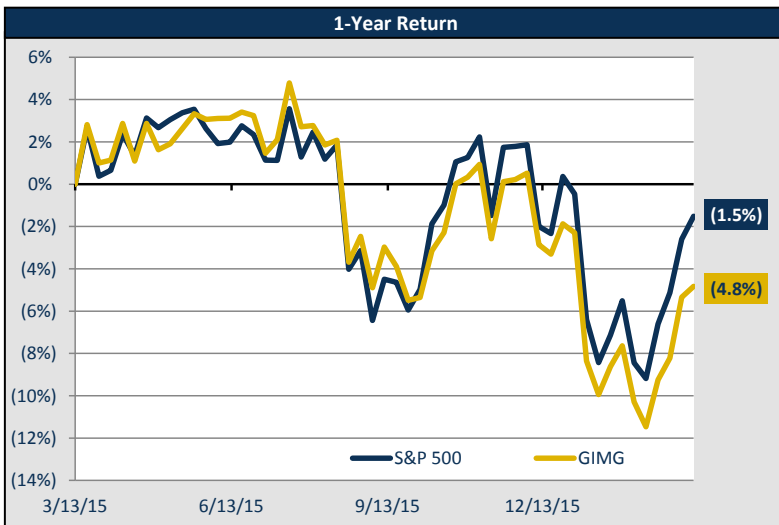


Company	Ticker	Weight	Purchase	Market	Week	Total	Months	Annualized ⁽¹⁾	Sector
Alibaba Group Holding Limited	BABA	2.71%	\$89.23	\$74.01	2.48%	(17.06%)	17	(12.7%)	Cons Discretionary
Apple Inc.	AAPL	4.07%	\$57.20	\$102.26	(0.73%)	78.78%	73	10.0%	Tech & Telecom
AT&T Inc.	T	2.59%	\$36.04	\$38.36	1.13%	6.45%	1	95.7%	Tech & Telecom
Corning Inc.	GLW	2.96%	\$18.65	\$19.45	2.58%	4.32%	4	13.8%	Tech & Telecom
Costco Wholesale Corporation	COST	4.34%	\$150.49	\$152.71	1.20%	1.48%	11	1.6%	Staples & Health
Delta Air Lines, Inc.	DAL	2.79%	\$48.55	\$47.69	(2.01%)	(1.77%)	15	(1.4%)	Cons Discretionary
General Electric Company	GE	2.64%	\$19.40	\$30.34	(0.39%)	56.43%	45	12.7%	Fin & Industrials
General Motors Company	GM	1.86%	\$35.60	\$31.26	(0.35%)	(12.18%)	10	(14.9%)	Cons Discretionary
Gilead Sciences Inc.	GILD	1.68%	\$100.99	\$89.65	2.80%	(11.23%)	13	(10.9%)	Staples & Health
Google Inc. Class A Shares	GOOGL	3.03%	\$415.22	\$744.87	2.01%	79.39%	74	10.0%	Tech & Telecom
iShares Russell Midcap Index	IWR	12.75%	\$134.62	\$160.02	1.29%	18.87%	40	5.3%	Index
MannKind Corp.	MNKD	0.63%	\$5.20	\$1.33	13.68%	(74.43%)	15	(66.5%)	Staples & Health
Micron Technology Inc.	MU	1.70%	\$10.83	\$11.39	(4.12%)	5.22%	1	72.7%	Tech & Telecom
Och-Ziff Capital Management Group LLC	OZM	1.40%	\$12.51	\$4.33	(7.08%)	(65.37%)	10	(72.4%)	Fin & Industrials
Rite Aid Corporation	RAD	2.98%	\$8.65	\$7.97	(0.75%)	(7.81%)	11	(8.3%)	Staples & Health
Schlumberger Limited	SLB	1.22%	\$92.17	\$75.00	0.23%	(18.63%)	25	(9.5%)	Energy & Utilities
SPDR S&P 500 ETF	SPY	19.78%	\$171.67	\$202.76	1.20%	18.11%	53	3.9%	Index
Walt Disney Co.	DIS	2.39%	\$97.70	\$97.94	(0.55%)	0.25%	0	NM	Media
Wells Fargo & Company	WFC	4.48%	\$33.61	\$50.07	(0.08%)	48.98%	47	10.8%	Fin & Industrials
WisdomTree Europe Hedged Eqty. ETF	HEDJ	3.63%	\$66.57	\$52.50	1.33%	(21.13%)	11	(22.3%)	Index
WisdomTree Japan Hedged Eqty. ETF	DXJ	3.18%	\$55.62	\$44.94	0.40%	(19.20%)	13	(18.6%)	Index
Yahoo! Inc.	YHOO	2.50%	\$32.85	\$33.81	(0.15%)	2.94%	0	NM	Tech & Telecom



	GIMG	S&P 500
Weekly Return	0.54%	1.11%
Fiscal Year Return ⁽²⁾	(2.43%)	1.68%
1-Year Return	(4.83%)	(1.52%)
Cumulative Return	36.17%	72.25%
Annualized Sharpe	0.07	0.13

Contact Leadership

Andrew Porat – President	andrew.porat@emory.edu
Abdul Fejleh – Co-CIO	akfejle@emory.edu
Jason Lee – Co-CIO	jason.lee2@emory.edu
Shikhar Sood – COO	shikhar.sood@emory.edu



GOIZUETA INVESTMENT MANAGEMENT GROUP

(1) Annualized returns shown for positions held greater than 30 days

(2) GIMG fiscal year runs from September 1 to August 31