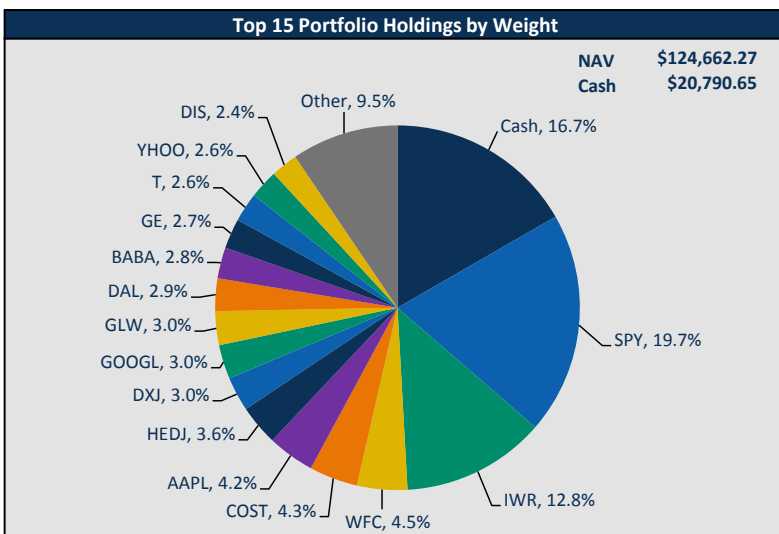
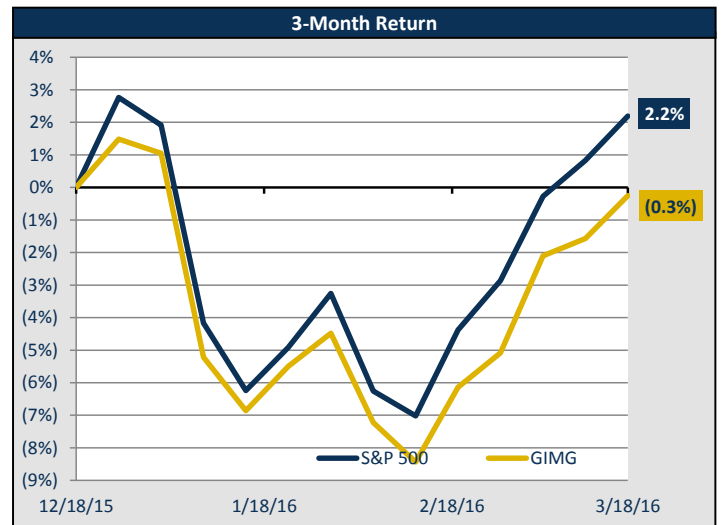
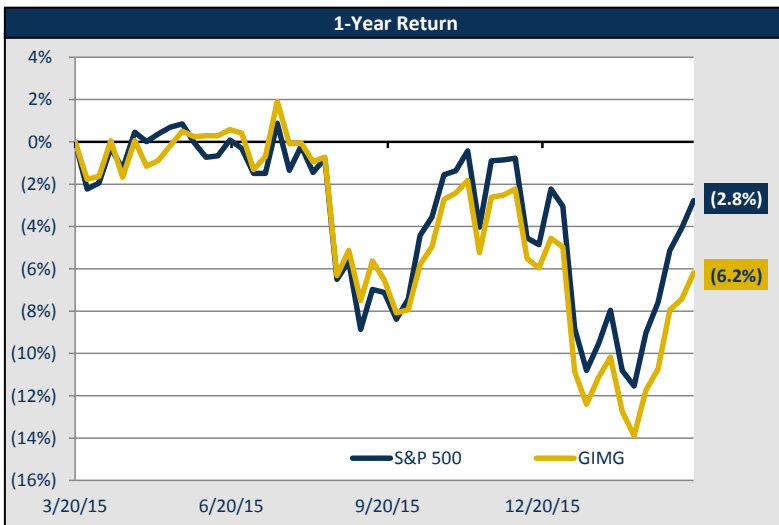


Company	Ticker	Weight	Purchase	Market	Week	Total	Months	Annualized <sup>(1)</sup>	Sector
Alibaba Group Holding Limited	BABA	2.75%	\$89.23	\$76.25	3.03%	(14.55%)	17	(10.6%)	Cons Discretionary
Apple Inc.	AAPL	4.16%	\$57.20	\$105.92	3.58%	85.18%	73	10.6%	Tech & Telecom
AT&T Inc.	T	2.57%	\$36.04	\$38.56	0.52%	7.01%	1	82.7%	Tech & Telecom
Corning Inc.	GLW	3.00%	\$18.65	\$20.02	2.93%	7.37%	4	22.9%	Tech & Telecom
Costco Wholesale Corporation	COST	4.30%	\$150.49	\$153.15	0.29%	1.77%	11	1.8%	Staples & Health
Delta Air Lines, Inc.	DAL	2.89%	\$48.55	\$50.05	4.95%	3.09%	15	2.4%	Cons Discretionary
General Electric Company	GE	2.65%	\$19.40	\$30.92	1.91%	59.42%	45	13.2%	Fin & Industrials
General Motors Company	GM	1.87%	\$35.60	\$31.96	2.24%	(10.21%)	10	(12.2%)	Cons Discretionary
Gilead Sciences Inc.	GILD	1.67%	\$100.99	\$90.27	0.69%	(10.61%)	13	(10.1%)	Staples & Health
Google Inc. Class A Shares	GOOGL	3.03%	\$415.22	\$755.41	1.42%	81.93%	74	10.2%	Tech & Telecom
iShares Russell Midcap Index	IWR	12.76%	\$134.62	\$162.29	1.42%	20.56%	40	5.7%	Index
MannKind Corp.	MNKD	0.94%	\$5.20	\$2.00	50.38%	(61.55%)	15	(53.0%)	Staples & Health
Micron Technology Inc.	MU	1.64%	\$10.83	\$11.14	(2.19%)	2.91%	1	29.1%	Tech & Telecom
Och-Ziff Capital Management Group LLC	OZM	1.41%	\$12.51	\$4.42	2.08%	(64.65%)	10	(70.8%)	Fin & Industrials
Rite Aid Corporation	RAD	0.77%	\$8.65	\$7.97	0.00%	(7.81%)	11	(8.1%)	Staples & Health
Schlumberger Limited	SLB	1.18%	\$92.17	\$73.52	(1.97%)	(20.23%)	25	(10.3%)	Energy & Utilities
SPDR S&P 500 ETF	SPY	19.69%	\$171.67	\$204.52	0.87%	19.14%	53	4.0%	Index
Walt Disney Co.	DIS	2.39%	\$97.70	\$99.20	1.29%	1.54%	0	NM	Media
Wells Fargo & Company	WFC	4.46%	\$33.61	\$50.54	0.94%	50.38%	47	11.0%	Fin & Industrials
WisdomTree Europe Hedged Eqty. ETF	HEDJ	3.58%	\$66.57	\$52.48	(0.04%)	(21.16%)	11	(22.0%)	Index
WisdomTree Japan Hedged Eqty. ETF	DXJ	3.04%	\$55.62	\$43.63	(2.91%)	(21.56%)	13	(20.6%)	Index
Yahoo! Inc.	YHOO	2.57%	\$32.85	\$35.17	4.02%	7.08%	0	NM	Tech & Telecom



	GIMG	S&P 500
Weekly Return	1.34%	1.35%
Fiscal Year Return <sup>(2)</sup>	(1.12%)	3.05%
1-Year Return	(6.19%)	(2.78%)
Cumulative Return	38.00%	74.59%
Annualized Sharpe	0.08	0.13

### Contact Leadership

Andrew Porat – President	andrew.porat@emory.edu
Abdul Fejleh – Co-CIO	akfejle@emory.edu
Jason Lee – Co-CIO	jason.lee2@emory.edu
Shikhar Sood – COO	shikhar.sood@emory.edu

GOIZUETA INVESTMENT MANAGEMENT GROUP

(1) Annualized returns shown for positions held greater than 30 days  
(2) GIMG fiscal year runs from September 1 to August 31